



Northern Saskatchewan Arts & Culture Handbook



Northern Sport, Culture & Recreation District



Northern Saskatchewan Arts and Culture Handbook

Compiled and edited by

Miriam Körner

for the Northern Sport, Culture and Recreation District

Permission and Use of Handbook Content

This handbook was developed and released in 2011 with the permission of participating artists. The copy right for artists' artwork photos and biographies/statements remains with the artists when sent in by the artists themselves. The NSCRD holds the copyright of pictures and interviews taken by Miriam Körner with the exception of front cover pictures (© M. Körner). This handbook and its contents may not be copied or sold without the permission of the NSCRD and the artists represented in this book.

About the Author

Miriam Körner is a freelance writer/photographer, illustrator and visual artist with a background in clinical psychology and an extensive knowledge about northern communities and life styles. She was contracted to conduct a Northern Saskatchewan wide artist registry and to compile the information in this handbook. Between January and March 2011 she visited over 40 artists in twelve northern communities to help with the registration.

Miriam lives with her husband and their fourteen Sled Dogs at Potato Lake, near La Ronge in Northern Saskatchewan.



The Northern Sport, Culture & Recreation District would like to thank their sponsors:



Athabasca Basin Development
Limited Partnership



Acknowledgements

First and foremost I would like to thank the Northern Sport, Culture and Recreation District for contracting me to develop the Northern Saskatchewan Arts and Culture Handbook. Through this work I had the rare opportunity to visit many of Northern Saskatchewan's finest arts and crafts people.

I would like to thank all the artists that invited me into their homes, and shared their stories with me. It was a wonderful experience and there is just one regret: That I did not have more time to spend with all of you!

This project would not have been possible without the outstanding support through dedicated individuals that helped me along my journey through northern communities. I especially would like to thank Rose Campbell & the Ospwakun Sepe School in Brabant; Simon Bird and Mary Thomas & the Reindeer Lake School in Southend; Marlene Naldzil & the Fond du Lac Denesuline First Nation Band Office, Rita Adam & the Father Gamache Memorial School, Flora Augier for room and board; Raymond McDonald and Corinne Sayazie & the Black Lake Denesuline Nation Band Office with special thanks to Mary Jane Cook for a great job finding artists, translating and lots of fun! Thanks to the Peter Ballantyne Cree Nation Band Office in Pelican Narrows and special thanks to Georgina Linklater for driving as well as Sheldon Dorion and Gertie Dorion for translating. Too bad I couldn't stay longer! In Sandy Bay I would like to thank Lorraine Bear & the Hector Thiboutot Community School. Thanks to the Twin Lakes Community School in Buffalo Narrows and Marie Trottier for inviting me for supper. Thanks to Pauline Fontaine, Norma Janvier, Janice Wilson and La Loche Community School. Big thanks to Allen Morin, Lawrence Sylvester and the Anni Bagg Clinic in Birch Narrows/Turnor Lake.

Thanks to Dianna Hall in Green Lake, Sheena Lemaigre in Clearwater River Dene Nation and Jason Ratt in Air Ronge for helping local artists to register.

Miriam Körner – Contracted Author – on behalf of the NSCRD

The NSCRD furthermore would like to thank Common Weal Community Arts Incorporated for the inspiring 'Prince Albert Artists in Schools & Community Manual' and permission to adapt applicable forms.

Thanks to Robertson's Trading Post for a list of northern traditional artists.

Thanks to our media contacts for promoting the registry: La Ronge Northerner, PAGC Tribune, PA Now, Opportunity North, Meadow Lake Progress, CBC Radio and special thanks to MBC for promoting the artist registry in Cree, Dene and English!

...And anyone we may have missed – thank you!

1. Introduction.....	7
2. Artists by community	
• Air Ronge.....	8
• Black Lake.....	15
• Brabant Lake.....	21
• Bear Creek.....	22
• Buffalo Narrows.....	23
• Clear Water River Dene Nation.....	24
• Creighton.....	27
• Denare Beach.....	28
• Deschambault Lake.....	29
• Flin Flon.....	30
• Fond du Lac.....	34
• Green Lake.....	41
• La Loche.....	42
• La Ronge.....	48
• Little Red River Indian Reserve.....	55
• Pelican Narrows.....	56
• Sandy Bay.....	61
• Southend.....	63
• Stony Rapids.....	67
• Turnor Lake/Birch Narrows Dene Nation.....	68
• Other.....	72
3. The Artist in School and Community	
• Workshop Planning.....	75
• Contracting a Professional Artist.....	77
• Artists' Fee Guidelines.....	77
• Sample Contract.....	78
• Artists' Needs Sheet.....	80
• Feedback Form Artists.....	81
• Feedback Form Art Organizers.....	82
• Artist Registration Form.....	83



Our Vision

We envision that all residents in Northern Saskatchewan will value sport, culture and recreation as essential and that all individuals have access to diverse sport, culture and recreation opportunities and; sport, culture and recreation is recognized for its contribution and enhancement of the economic, capacity building and social well being for people and communities in the north.

Our Mission

To facilitate and foster the development and delivery of sport, culture, recreation and leadership programs and services which are responsible to and benefit people and communities in the north.

Our Values

Our volunteers and staff work with the following set of values:

- Respect for people;
- Facilitating/servicing the expressed needs of “community,” volunteers and clients;
- High quality of services and programs;
- Exemplifying the qualities of trust, integrity, competence and honesty;
- Inclusiveness;
- Cultural awareness and sensitivity; and
- Transparency and accountability.

Introduction

Between January and March 2011 the Northern Sport, Culture & Recreation District conducted a Northern Saskatchewan wide artist registry and developed the Northern Saskatchewan Arts and Culture Handbook. Artists were encouraged to self-register, community partners were asked to aid artists in the registration process and communities in all three service areas of the NSCRD were visited to help the Cree and Dene speaking artists with the registration. The result is a first impression of Northern Saskatchewan’s arts and culture scene. We know there are many more talented artists in our communities than represented in the handbook. We did not reach all artists and we strive to continue the promotion of northern artists as we get to know who they are. We hope to link artists to their communities within Northern Saskatchewan and to the province’s art world.

The handbook is designed to help schools and communities to access artists for programming, community events and showcasing. It promotes an understanding of the value of the arts and artists in our schools and communities and the necessity of compensating artists for passing on their skills. It strives to promote the artists, help them to develop further and receive support through communities and grant programs.

Artists represented in the handbook all have some degree of experience in their field. Their skill levels vary from hobby artists over emerging artists to professional artists. The artists have not undergone an official screening process and it is up to the discretion of the schools and community to decide whether to hire an artist represented in this handbook. The handbook includes some useful strategies on successfully integrating artists in school or community programming and some tips for artists on how to prepare and present workshops and as well as classroom management strategies.

We welcome your feedback about your experiences as an artist working with the community and the communities’ feedback on artist led workshops. You can use the ***Evaluation Forms*** in this handbook. If you know of an artist, who should be included in the handbook, please pass a ***Registration Form*** on and - in case of language barriers - please help in the registration process.

Gareth Cook



Music

(Composition,

Guitar, Piano, Voice)

Box 486

Air Ronge, SK

S0J 3G0

(306) 425- 1290

cook_gareth@hotmail.com

English

CD for Sale

Workshops/Performances
Available

Will travel

Artist Biography/Statement

I earned an undergraduate degree in music theory and composition (with applied instruments, guitar, keyboard, voice and clarinet) in 1976. I taught music (classroom, choir) and English in Saskatchewan public schools. In 1992 I began working for Northlands College until retirement in 2009.

During that time I performed in various bands and musical organizations and wrote music as well. My work has been aired by CBC, nominated for a Western Canada Music Alliance (Best Classical Composition, 2009). My music has been performed by the Saskatoon Symphony, the Adaskan String Trio, the Saskatoon Chamber Singers, high school bands in Saskatoon, the Saskatoon Youth Orchestra.

I have a studio in the basement of my home where I continue to work. I am currently collaborating on a musical play written by author Rod McIntyre. Our play will be produced by Dancing Sky Theatre, and toured – thanks to a Sask. Arts Board grant – throughout the province in 2011.


My work has been awarded Sask. Arts Board Grants –

A CD of the Saskatoon Symphony Orchestra's performance of my string quartet 'Songs of Woods, Rock, and Water' was funded by the Sask. Arts Board

A piece of string trio, 'Romancy', was performed in Montreal by the Adaskin String Trio and recorded by Radio Canada, Quebec.

Workshops

I enjoy teaching guitar and music theory to groups. As a teacher I taught guitar and music theory. I sing and play the guitar in many idioms, though heavy metal is not in my repertoire.



Caron Dubnick



Visual Art

(Watercolour, Fabric Art)

Box 332

Air Ronge, SK

S0J 3G0

(306) 425-3214

c.dubnick@sasktel.net

English & Spanish

Artwork for Sale

Artist Biography/Statement

The child of a creative mother, I learned early the joy of making things with my own hands. Over the years I have dabbled in many creative ventures, but it wasn't until well into my adult life that, with the encouragement of an artist friend, I began to explore watercolour. It remains my favourite medium, though I have returned to some fabric work in recent years as well.



I am originally from the prairies, but have spent my entire adult life living in Northern Saskatchewan. I am fortunate to be able to spend a lot of time in some incredibly beautiful and wild places, especially in the far north of the province where the landscape is rugged

and varied. The landscape is my muse, my inspiration and my most frequent subject, and through art I am able to revisit many of my favourite places.



Miriam Körner



Visual Art

(Oil, Acrylic, Print Making,
Photography, Illustration)

Storytelling/Writing

Box 652

Air Ronge, SK

S0J 3G0

(306) 425-3111

pawsandpaddles@sasktel.net

www.pawsandpaddles.com

Artwork for Sale

Workshops Available

Will Travel

Artist Biography/Statement

Born and raised in Germany, I graduated in 2002 from the University of Bremen, Germany with a masters in psychology. My thesis "Vanishing Barriers - Visual Arts between Chaos and Order of the Soul" contributed to the understanding of the role of 'Outsider Art' for the development of visual arts throughout history. In 2003 I immigrated to Canada, where I developed my deep respect and fascination with the northern landscape, its people and communities.



Visual Art and Illustration: Mixed media, block prints and oil and acrylic works have been shown in group exhibits across Northern Saskatchewan. My illustrative work focuses on children's book illustrations. Light hearted and humourously it emphasizes the bright side of life. Illustrations appeared in magazines, on logos/T-Shirts and book covers.

Writing and Photography: Fiction writing explores journeys through an inner landscape on the one side and children's stories on the other side. Non-fiction focuses on experiences and adventures in Canada's Far North, including Northern Saskatchewan, NWT and Nunavut. Short stories, creative non-fiction, travel features and photographic works have been published in anthologies and magazines nationally and internationally. Photographic work has been exhibited in group and solo exhibitions in Germany and Canada.

Workshops My passion lies in sharing my love for the arts with others. I have conducted workshops in writing/illustrating, printing without a press, acrylic painting and photography for both adults and students. I like to work closely with our northern schools/communities to develop workshop programming that fits their needs, but also can send a list of workshop descriptions for various age groups to choose from.



James McDonnell



Visual Art

(Acrylic Painting)

Box 501

Air Ronge, SK

S0J 3G0

Phone: (306) 381 – 1039

English (some Cree)

Artwork for Sale

Workshops Available

Will Travel

Artist Biography/Statement

I was born in La Ronge in 1968. I grew up mostly in La Ronge and I have watched my family progress with their art. I have been interested in art since I was seven years old. I remember, because on my seventh birthday I received my first set of charcoals. Art has drawn me from myself through the worst of times and has helped in my growth as an individual and has given me more understanding of everyone around me. I first learned how to paint through a verse in the Bible - "It was dark and God, - the Creator - said, 'Let there be light'." We are small creators of our own work. So I started my work out from its darkest colour and found by adding light I then understood the rules of painting - Creating Colour. 35 years later I am here. Thank you.



I paint everything from sceneries and wild life to domestic animals and portraits; buildings, air crafts - everything. I see and can imagine. I do my best every time and I learn more and grow each time I paint something. I love art, I'll paint until God prevents me from painting. I am an artist and I am known as 'The Artist'.



I have painted several murals for the Lac La Ronge Indian Band and sold many of my paintings.

Linda Mikolayenko



Storytelling

Writing

Broadcasting

Box 352

Air Ronge, SK

S0J 3G0

(306) 425 – 2636

www.lindathestoryteller.ca

lindathestoryteller@sasktel.net

English, French, Ukrainian

Will Perform

Artist Biography & Statement

Linda Mikolayenko loves the oral tradition and her red boots. She specializes in folk tales and legends from the Ukrainian tradition. Linda is a member of Storytellers of Canada and she has told stories to audiences of all ages at schools, libraries and festivals.

Her writing has been published in a variety of newspapers and magazines. A story and poem appear in the anthology, 'Kozbar's Children: A Century of Untold Ukrainian Stories'. She is a member of the La Ronge Wild Rice Writers' Group and the Saskatchewan Writers Guild.

Her work has also been broadcast on CBC radio, as well as community radio stations.

Linda has performed single stories as part of a special event, or programs tailored for the particular audience in Northern Saskatchewan and across the country, including many storytelling symposiums and festivals.

Sample programs include:


'Small is not too little' (for young children)

'Animal, Vegetable, Magic!' (for mixed audiences)

'Buttons and a Blue Mirror' (for mature audiences)

More details are available on her website: www.LindatheStoryteller.ca

Since Linda is a member of the Saskatchewan Writers Guild, schools, libraries and community groups can apply for a performance subsidy through the Readings Program. (www.skwriter.com)



Donna Stockdale



Visual Art

(Fibre art, surface design,
mixed media)

Fine Craft

(Quilting, felt making)

Box 95

Air Ronge, SK

S0J 3G0

(306) 425 – 3958 (evening)

stockdale@sasktel.net

English

Artwork for Sale


Artist Biography/Statement

I have been a maker of fabric things – pictures, toys, clothing, quilts, art – since my junior high school years. Since then I have taken many workshops and classes in quilting, fibre art, creativity, visual art, and more recently felt making. I like to hand dye and paint fabric, and also use any type of commercial fabric. My work includes hand and machine quilting, embroidery, and drawing; surface design, beadwork; wet and dry felt making; and batik.



My inspiration comes from the colour and texture in nature, particularly the wide open prairies, the northern forests, and the rocky shores.

Donna's work has been exhibited in local art shows and in national and international Fibre Art Shows in Alberta and B.C.



Cathy Wheaton



Visual Arts

(Digital Photography, Digital
Photo Editing)

Traditional Art & Craft

(Beading Loom & Hides)

Box 804

Air Ronge, SK

S0J 3G0

(306) 425 – 0488 (day)

(306) 425 – 3554 (evening)

chimiskwew@hotmail.com

English, understands some
Cree

Workshops Available

Will Travel

Artist Biography/Statement

I am a 46 year old research assistant who lives in Air Ronge and am also a member of Lac La Ronge Indian Band. I have never considered myself an artist until I realized that everyone is an artist, not just people who earn their living making art. For myself, colours, ideas and memories are expressed through my photos; as I edit them on my computer and share them with others on the internet rather than on a wall.

As a young girl, my mother taught me to do beadwork. This art form always fascinated me as it was so beautiful and colourful. I loved the beads on moccasins and mukluks and she taught me to do some simple beadwork, always based on nature's images. I enjoy recreating the beauty I see around me in both, my photos and my beadwork as a way to remember places I have travelled to and things I have seen. I like to take photos of people also but often end up experimenting by putting myself into unusual photos when I cannot find someone to pose. I try to recreate a photo of what I imagine I see. Northern Saskatchewan is the most beautiful place in the world, I love to try to capture that beauty as a self-taught artist. I hope everyone is given the opportunity to discover the artist inside themselves by trying out as many creative activities as they can.



Workshops

Capturing Life/Nature with Digital Photography

Skill development in observing nature and everyday life as a full sensory experience, studying how photos illustrate life experience, how photography can capture mood and feeling, how manipulating a photo can create alternative moods and impressions, and learning basic features of a photo editing software program. Requires participants to have access to a digital camera and computer with software such as Adobe Photoshop Elements.



How to Create a Website for your Artwork

Hands-on workshop on how to create a website to display writing, storytelling, indigenous language audio, music, digital artwork (photos or video) or other digital media on the internet using free website services. Workshop would assist participants to learn how to use existing Wordpress templates to produce a creative exhibition of their artwork on the internet.

Basic Beadwork Techniques

Hands-on workshop would involve learning how to create simple beadwork items using glass seed beads, traditional beadwork design and techniques for sewing beads onto hide/leather.

Beading with a Loom

Hands-on workshop would involve how to string a loom to create a beadwork project. Loom designs would be studied and the technique for creating a design and beading on a loom.



Dora Broassie



Traditional Art & Craft

Box 48

Black Lake, SK

S0J 0H0

Dene

Artwork for Sale

Workshops Available

Will Travel (with escort)



Artist Biography/Statement

Dora Broassie was born at Stony Lake (the old church and tent side between the community of Black Lake and Stony Rapids.) Her mother, Margaret Bouvier, taught her to do hides, dry meat, sew and bead. She was fifteen when she started. Dora was raised at Selwyn Lake. The last time she was back up there was in 1989. She did 49 caribou hides at that time. Dora is a well-known artist. She teaches yearly at the Black Lake culture camp. Dora is 65 year old now and her mom Margaret is 85.



Mary Rose Cook



Traditional Art & Craft

Music (Hymn Singing)

Box 62

Black Lake, SK

S0J 0H0

(306) 284 – 2102

Dene

Artwork for Sale

Workshops Available

Will Travel

Artist Biography/Statement

Mary Rose was born in Black Lake, but lived at Selwyn Lake, where they used to make log cabins with an axe. Her mom used to do beadwork and dry meat. Mary Rose learned by watching. She started to work when she was 14 years old - cleaning the house, sewing clothes, drying meat, tanning hides and making moccasins and gloves. In 1959 she moved to Black Lake, that's when people started having cabins at Black Lake. That's when the priest had a church and housing. Between 1950-58 people started moving here. In the 70ies Mary Rose was sent to Prince Albert for tuberculosis treatment. She is now 72 years old.



Germaine Dadzene



Storyteller

Box 73


Black Lake, SK

SOJ OH0

Dene

Artist Biography/Statement

Germaine Dadzene comes from a long line of storytellers. He was born near Black Lake on the other side of the current town side. His family lived in a tent with a log floor. When he was six years old his mother Elizabeth died in Stony Lake. Germaine had six siblings, but he is the last one alive. He used to make dog sleds out of birch and caribou hides. Until recently he still went out net fishing and trapping by dog team. Now he has only two dogs of his team left. Germaine keeps records of all historic events. He knows the dates of every freeze-up and break-up of Black Lake and has written down when the first treaty money was paid out in Black Lake. Germaine has a collection of old found objects, and is full of stories himself.



Annie Dantouze



Traditional Art & Craft

Traditional Hand Drums

Box 76

Black Lake, SK

S0J 0H0

(306) 284-9995

Dene (English)

Artwork for Sale

Workshops Available

Will Travel

Artist Biography/Statement



Annie was born in Fond-du-Lac and raised at Scott Lake. Her parents taught her to do traditional work.

In 1961 she moved to Fond-du-Lac and in 1966 she moved to Black Lake, where she got married and had fifteen children. She has been working since she was ten years old. Her late husband taught her how to make traditional hand drums using birch tree and caribou hide. She works with her son David Dantouze together to make drums for hand games, sweat lodges and traditional dances.



Marie Louise Disain



Traditional Art & Craft

Seamstress

Box 79

Black Lake, SK

S0J 0H0

(306) 284 – 4981

Dene & English

Artwork for Sale

Workshops Available

Will Travel

Artist Biography/Statement

Marie Louise Disain had been the Dene culture teacher in Black Lake for the past four years. She teaches her students to do beadwork, how to make model trapper tents and many other things. She knows how to make moccasins, do beadwork and make drums.



Marie Louise main focus is the sewing of Arctic style parkas for children and adults.



Mary Jane Yooya



Traditional Art & Craft

Box 183

Black Lake, SK

S0J 0H0

(306) 284 – 4823

Dene (English)

Artwork for Sale


Workshops Available

Will Travel

Artist

Biography/Statement

I was born up north in 1940. So far up north, by Firedrake Lake. For a long time we stayed there. There was no nurse, no doctor. I was thirteen or eleven when I did my first caribou and moose hides with my mom. I made little moccasins. That big. (She shows four inches). And then I made everything. Mitts and vests. In 1953 I stayed in Prince Albert in the hospital for three years. It was a big hospital, lots of Dene people were there from La Loche and down south. I was back in 1956, went back to the same trap line. We used to stay around Snowbird Lake for 30 or 40 years. We came by canoe down the Snowbird. I made pants and jackets, I cooked caribou meat and bannock. In the old days, I just made cloths for my kids and relatives, because there were never enough. This is what I have been doing all my life. Today one of my girls helps me, just like me, when I was young. She knows how to do moose hide. Once I made a canoe trip with 17 kids back to Firedrake Lake. Every night, I made bannock, dry meat and fish. Every day. People used to travel a lot in the past. Sometimes they go over 250km on one toboggan with a family of ten to fourteen people and six dogs. Sometimes there was not enough food for the dogs.



Joyce McLeod &
Lydia Hardlotte



Traditional Art & Craft

Brabant

Mailing Address:

Box 579

Air Ronge, SK

S0J 3G0

(306) 758 -4910

Cree & English (Joyce)

Cree (Lydia)

Artwork for Sale (Lydia only)


Workshops Available

Artist Biography/Statement

I like working with children and try being close to the schools. I learned beadwork from my mother Lydia Hardlotte. She taught me right from the start when I was about 20 years old. I like beading because, it was a traditional thing to do when I grew up and I enjoy doing it. I like to teach children to continue a tradition and children enjoy it. They can sit for hours beading and time just goes by.

Workshops

We do demonstrations at culture camps. Here, the children learn how to scrape and tan moose hide. We do demonstrations and let the kids try. In school, the children learn about patterns for mukluks and moccasins. When beading, they first learn to thread a needle, then they pick their design, usually animals. They learn how to do the beading. We meet several hours a week and in three months the children finish their own mukluks or moccasins. Sometimes we use cloth to teach sewing before we use hide.



Janet Herman



Traditional Art & Craft

Bear Creek

Mailing Address:

Box 35

La Loche, SK


S0M 1J0

(306) 822-2107

Dene & English

Artwork for Sale

Artist Biography/Statement



How I started to do beadwork? That's a long story. When I was fifteen I used to watch my mom do beadwork. She gave me little pieces of hide and I kept practicing with them. One day, I bought a hide from the store and I practiced little slippers and mitts. Ever since then, I am really interested in doing beadwork. If I was alone, I would never stop doing it, never. But I have six grandchildren to look after. That keeps me really busy. My friend Marie and I were raised together at Lynvalle Lake. There were only four kids back then; two families of four people each in two cabins. Marie and I used to bead together back then and we still do today. For me it is a lot of fun. If only I had a moose hide, then I could do anything...



Marie Trottier



Traditional Art & Craft

Beaded Jewellery

Box 282

Buffalo Narrows, SK

S0M 0J0

(306) 235 – 4439

Dene & English

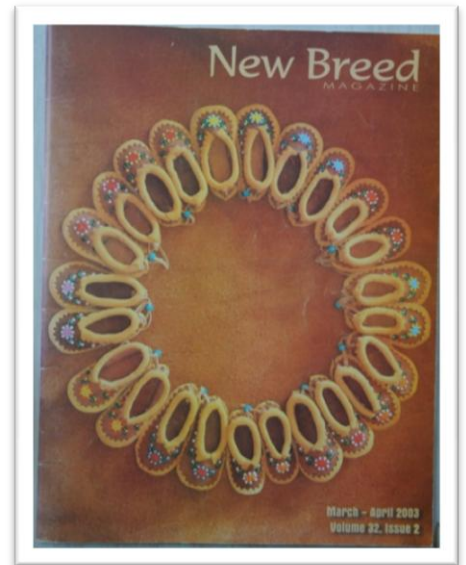
Artwork for Sale

Workshops Available

Will Travel

Artist Biography/Statement

I love beadwork with a passion. I grew up in the bush, a little lake called Lynvalle Lake or “little creek lake”. It provided a lot of food for us: fish, rabbit, moose, you name it! Lynx, beaver and muskrats, we ate anything, owls, ptarmigan, spruce grouse, ducks, geese, all kind of birds. We stayed at Lynvalle for most of the year, just went to town for the holidays. When I was a little girl, my mom taught me how to do staff. We used to make dog blankets to put over the dogs’ backs when they are in harness. Before Christmas we decorated the dogs. We made a pom pom full of beads and ribbons. When the dog is running, the ribbons fly.



We made moccasins, mukluks, mitts; my mom made jackets and I helped with the beadwork. We made simple hunting moccasins and nice wall hangings with pockets to store stuff in and needle cases. You know you can wash traditional tanned moose hide and get the colour back with strong tea? I used to help my mom to do birch bark baskets with porcupine quilts. We pull jack pine and spruce roots, rap them tight and singe them over the fire. When you run the roots through your hands - with gloves of course - they come clean. Then we split the roots and die them with cranberry juice or store bought dyes. Today, my friend Janet and I still do bead work. She does such beautiful work. I do one needle work. I’m going blind, so I have no choice. I just do miniature things and jewellery.



Flora Lemaigre



Traditional Art & Craft

Box 5057

Clearwater River Dene
Nation, SK

S0M 3H0

Dene (& English)



Artwork for Sale

Workshops Available

Will Travel

Artist Biography/Statement

I was born at West La Loche. After my dad died in 1958 we moved to La Loche, from La Loche we moved out to Clearwater. I started beading when I was about nine years old. I made a bracelet. I sewed beads on canvas for my bracelet. I was about ten when I made my first slippers. When my kids were small, I used to make them mukluks and mitts and I am still making them today.



Sarazine Lemaigre



Traditional Art & Craft

Box 5097

Clearwater River Dene
Nation, SK

S0M 3H0

(306) 822 – 2594

Dene (& English)

Artwork for Sale

Workshops Available

Will Travel

Artist Biography/Statement

I was born and raised in West La Loche. It was a little town across the lake, before the current town site was built. I was still very small when I started beading. I had a candle light under the table, that's how I used to bead.



I made my first moccasin for myself when I was nine years old. I wear it at Christmas, but it probably wasn't the best.


When I was small, I used to do embroidery, bead work, everything. Today, I still do all that kind of stuff. Right

now I am making mitts for someone in Alberta, who ordered it. If I make gloves, someone buys them right away. I also make mukluks and bank cards.

Sarazine's grandson remembers vividly how his grandmother went into the bush all by herself to hang up dry fish and scrape moose hides.



Gabriel Thomas Montgrand



Traditional Art and Craft

(Antler Carvings, miniature
snowshoes/canoes/toboggans,
jewellery, lamps & clocks)

Box 5071

Clearwater River Dene Nation

Saskatchewan

SOM 3H0

(306) 822 – 0397

Dene & English

Artwork for Sale

Workshops Available

Will Travel

Artist Biography/Statement

Hi, my name is Thomas Montgrand, born and raised in La Loche, SK. Since a very young age, I've been interested in arts and crafts. I started by wildlilens wood and later on got into pencil sketching and acrylic painting. I also do lawn ornaments such as bears, windmills, wells but today I mostly concentrate on my moose antler carvings, I do animals, scenery, sculptures and lighter cases. I sell my work to interested persons of mostly anywhere; I also sell my work internationally as in China, Thailand, Australia and USA.



All of the carvings that I carve are of moose antlers of any size. Carvings may be of wild animals/sculptures, sceneries and also carve out lighter cases with a picture of any sort.



Crystal Banting

"Crystal B Photography"



Visual Art (Photography)

Box 783

Creighton, SK

S0P 0A0

(306) 688 – 2060

[www.crystalb-
photography@smugmug.com](http://www.crystalb-photography@smugmug.com)
crystalherzberg@sasktel.net


English

Artwork for Sale



Artist Biography/Statement

Surrounded by the northern beauty of Saskatchewan all her life, Crystal Banting finds inspiration in the actual moment of shooting, capturing images that resonates with emotions of people and situations. She has a documentary style and keeps her imagery fresh and current through her never ending curiosity and love for education. Crystal has an innovative use of perspective and depth of field and her work has been describes as 'finding the unexpected in the expected'.



Elaine J. Angelski



Fine Crafts (Pottery)

Box 94

Denare Beach, Sk

SOP 0B0

(306) 362 - 2311

ejangelski@hotmail.com

English

Artwork for Sale

Workshops Available

Will Travel

Artist Biography/Statement

I am a studio potter/artist who has dedicated the majority of the past 17 years to the production of porcelain/stoneware, cone 6 functional ware. I have established three main designs that express my spirituality living close to nature, trusting and honouring the elements of seasonal change. I enjoy exploring glazes in an electric kiln atmosphere attempting to mimic a gas kiln.



I am influenced by the principles of movement, balance and colour. Initially I used a painterly style with underglazes, stains and oxides. I then focussed my attention to the technical exploration of glazes in the electric kiln. I use a combination of 5 glazes - dipping, overlapping, trailing, & brushing to produce the movement. Garnet sand is wedged into the clay body creating a silvery affect against a haematite-like reflection. An abundant year led me to carve cattails into the leather hard clay; every stroke emulating the signature of metal ox. Carving evolved into drawing on a larger scale, the flowing lines narrating my beliefs and passions.

Workshops

Elaine's work can be found at a number of sale venues in the Creighton/Flin Flon/Denare Beach area. She offers a wide range of pottery related courses and workshops in her studio and in the schools/community from 'Intro to Clay' over platter building to surface design and glaze applications.



Leroy G. Robillard



Traditional Art & Craft

Furniture Making

General Delivery

Deschambault Lake

SOP 0C0

(306) 632 – 2701 (day)

(306) 632 – 7076 (evening)

(306) 632 – 2705 (fax)

Cree & English

Artwork for sale

Workshops available

Will Travel

Artist Biography/Statement

I grew up in Deschambault Lake and have lived there all my life. I became interested in log building about ten years ago when we built two log homes in my home town of Deschambault Lake. Carpentry and log building have been a big part of my life. It was only two years later that I discovered log furniture making and moose antler art. Log furniture making and moose antler art has become my passion since then. My furniture can be seen across the north and south.



Workshops

I can teach the basics of log furniture making and instruct on how to use tools and prepare logs. I would show how to do antler carving.

I would need a shop or at least tools to teach workshops. I need small two inch round logs before class. They would need to be 8 to 10 feet long. I would also need four inch lag bolts with washers.



Leroy has exhibited his artwork in Prince Albert, Flin Flon and Candle Lake.

Karen Clark



Visual Art

(Oil Painting, Batik)

Box 924

Flin Flon, MB

R8A IN7

(204) 687 – 7506 (day)

(204) 687 – 3080 (evening)

Fax: (204) 687 – 8667

clark.karenastrid@gmail.com

English


Artwork for Sale

Workshops Available

Will Travel (after 2012)

Artist Biography/Statement

The process of creating in batik is mesmerizing. Each step in a piece holds both risk and discovery. Karen Clark's work reveals skilled use of this ancient media. The clean line of hot wax contrasts with the seemingly random rough edge of crackle and splatter. Her colours are brilliantly clear and sharp. The compositions are spare as an economy of line and colour are integral to her striking batiks.



This same simplicity characterizes her oil paintings. The focus on shape, line and light are common to both her batik and oils. A reverence for the northern land is obvious in her depictions of it. She entices you to see the land through her portraits of trees and her studies of rock. You are invited on a tour of these wonders in translucent layers of oil paint. There is a confidence in the use of materials that allows you to feel at peace to enjoy the work from calm and patient artist hands.



Margaret Britton



Visual Art (Photography)

Storytelling/Writing

(Poetry, short stories)

519 Douglas Ave.

Flin Flon, MB

R8A 1E3

(306) 688 – 7498

mbritton@sasktel.net

English

Artwork for Sale

Artist Biography/Statement

If you were to walk through the fog days of winter, or sigh when the moon paints the cornstalks with light. If you were to capture the edge of the wind, or airbrush the toes of a wolf – you would find me there. Margaret Britton. Creative soul on a quest for expression. Educated on the dirt roads of life.

Workshops

As an experienced workshop organizer, my varied presentations have helped many people explore themes that bring them closer to their own creative gifts. I was trained by the Manitoba Teacher's Society to give workshop on Wellness and have delivered those workshops in various communities throughout Manitoba. [...] My art-related workshops include:

Stained Glass Beginnings –
Glass cutting, copper foiling, soldering

Didgeridoo Making –
The Magic of PVC Pipe: From First 'Fart'
to Breath Control

The Art of Crocheting –
Extending the dimensions of wool: from
craft to art form

The Lens and the Pen –
A journey into self-discovery



Margaret's work has been exhibited in various group art shows in Flin Flon, Creighton and The Pas won honourable mentions in photography and stained glass at the Northern Juried Art Show.



Eila Duncalfe



Visual Art

(Acrylic Painting,
Landscapes, Wildlife)

186 Wright Ave.

Flin Flon, MB

R8A 0E3

(204) 687 – 5635

English

Artwork for Sale

Workshops Available (after
2013)



Artist Biography/Statement

Eila Duncalfe grew up on a farm near Lake Winnipegosis, MB. She married a local farmer and entertained children by sketching farm life as they knew it. After her family had left home, her path of life took her into Northern Manitoba. Eila Duncalfe then focussed on a career of contemporary work of art. Visions came to her through photographs of landscapes,

wild life and also the historic mine shafts in her home town. Eila is a true naturalist at heart. She demonstrates her passion for realism,



as she continues a career of acrylic paintings in the border towns of Flin Flon, MB and Creighton, SK.

Linda

Sonnenberg Jackson

NORVA emerging artists



Visual Art

Writing

Box 703

Flin Flon, MB

R8A IN5

(204) 687-3872

Artwork for Sale

Workshops Available

Will Travel

Artist Biography/Statement

“It is the realm of spirit expressed into the realm of the material.” (Linda Sonnenberg Jackson).


Linda has taken painting/pottery classes in Manitoba, Saskatchewan and Alberta (including workshops with Ed Martyniuk - hosted artist on TV). She has won over twenty ribbons at various fairs, festivals, and Northern Juried Art Shows, three ‘People’s

Choice Awards’ and a ‘Best of Show’ Award. In 2007, she placed third for People’s Choice in all of Manitoba (‘Into the Rustic’ - displayed at the Legislature Building, Winnipeg). Her works have been featured by the media (including three interviews with ‘The Reminder’, Flin Flon). Some pieces have found their way to Australia, South Africa, USA and many European countries. Linda is one of the original members of NORVA, in Flin Flon (emerging artists sponsored by RBC, 2010) and now finds that her passion for sculptures has blossomed into “strangely beautiful” works of art. She hopes the exhibitions planned for 2011 will lead to inspiring the public to acquire ‘a bit of wonder’.



Lena Adam

"Dene Crafts"



Traditional Art & Craft

Box 102

Fond du Lac, SK

S0J 0W0

(306) 686 – 2073

www.Trapperdesign.synthasite.com

Dene & English

Artwork for Sale

Workshops Available

Will Travel

Artist Biography/Statement

I was born March 11th, 1953 at the old Fond du Lac site. There were a lot of people there at that time. In 1959 I watched my mom work on tanning hides and beading. I asked if I could bead, but my mom didn't have enough beads, so I cried. My mom then took old crafts apart to give me beads. I was very happy then. Today, I always make sure I have lots of beads. My mom taught me how to bead. Today I am selling my work all around Canada. I teach my grand children to sew, bead and tan hides and how to make dry meats. I also learned how to make snowshoes, not many left, that know how to do that art. My husband Lawrence and I always lived on and loved the land of our Dene territory. It is important to keep our traditional language and ways, because it makes us who we are.



I can teach any culture thing: hide tanning, net setting and making, trapping, beadwork, dry meat/fish, snowshoes.... Lawrence and I have done many workshops in Fond du Lac and Fort Smith.

Lena's work is part of the Robertson's Trading permanent collection and has been exhibited through the Saskatchewan Craft Council.



Leonard Adam

"Leonard Adam & Sons"



Music (Country, Rock, Pop,
Original)

Leonard Adam

Box 41

Fond du Lac, SK

SQJ 0W0

(306) 686 - 4888

Will Perform

Workshops Available

Will Travel

Artist Biography/Statement

I started playing music at the age of 13 as a back-up fiddle and guitar player with my uncle. I started singing at the age of 17. I've been playing on graduations and at festivals in the northern area. In the 90ies an elder said to me: "You do good music, why don't you do your own?" So I went down to my roots: I was raised by my grandparents. They are 90 years old and they lived in three different worlds. It wasn't easy back then. Everything was on foot, how tough they walked on the land of ours. As I was growing, I always asked questions, about their lives, what they had seen. I brought all this together in my music. My first song was "Relatives" in 1997, it's in Dene. It took me two years to realize it. There's a funny story behind that song. My wife said: "Don't send it to MBC! Nobody sings in Dene. So I send it without even telling her. Couple days later in the morning in June, the sun was up already, I hear on MBC: "Okay, folks, we have something new, really new, he sings in his own language." And they played it. Half an hour later they played it again. They were getting phone calls, people were so choked, they couldn't speak. They said it was a beautiful song. That first day they played it ten times. It got to me, so I had to make an album. After another three years, I realized my first CD, "Spirit Flies" (1999) with six songs in Dene and four in English. I sang about my traditions, but also about Global Warming. I was nominated for the Prairie Music Award. I think I am the first Dene to make a CD in my own language. It's on I-tunes and you can buy it in stores. I travelled a lot over Canada, playing music. In 2005 my youngest boy was about 4 years old, talking about drums. One day at a wedding there was no drummer. He said: "Dad, I'll play it." He just started playing, never missed a beat. Everyone was surprised. And I thought: "My baby is playing music." He asked me to be part of my new CD. He is eleven now. His name is Dene. He plays with me. My oldest son Len is 18. One year at the winter festival, the bass player couldn't come. I phoned around, but couldn't find anybody. My oldest said: "How many songs do you need to play for this gig?" He came from the bedroom to the stage. So there are three of us now. In March we'll go to the studio for my new CD with my sons.

Workshops

We show other communities what we do. Show what kids can do, what is good and what is not. I like to share my culture. Talk to the kids. I like to give back what I learned. We perform at festivals, community events, anything, backyard parties, graduations, fund raisers.



Madeline Adam



Traditional Art & Craft

Storytelling

Box 31

Fond du Lac, SK

SOJ OWO

(306) 686 – 2345

Dene (her son Raymond
Adam could translate)

Artwork for Sale

Will Perform

Workshops Available

Will Travel (with escort)

Artist Biography/Statement

My mother is 82 years old. She makes her own hides, sews and does bead work and embroidery. That's a traditional way of living, so it was carried on from her grandmother to her mother and on to the children. Madeline started sewing at a very young age. She made clothing for her dolls. Later, she made fur parkas and pants. In the early 80ies she lived with her family in the Barren Lands, near Damant Lake, that is the last time she made fur clothing for her husband. When she was living on the trap line, the women would tan hides with fur for clothing and without fur for bead work. They sewed at night by



candle light. Even Madeline was sewing by candle light. A family had from seven to ten dogs. The ladies would use the dogs the men left behind when they were gone. They always followed the caribou. There used to be lots of animals in the bush. But the people who hunted them are all gone and so are the animals. The young

people today would not survive if they lived out there now. In the past, they never used to get welfare or old age pension, so they had to survive by hunting and trapping. Madeline was an only child. Her dad was aging when they moved to Fond du Lac. She still misses everything from her previous life style. She remembers the life she lived as a child. When she got married, they already travelled by plane, but she remembers. She remembers her grandparent's stories. She would listen for hours. That was her entertainment.



Kevin Fern



Visual Art

(Acrylic Painting)

Box 126

Fond du Lac, SK

S0J 0W0

(306) 686 – 4901

English & Dene

Artwork for Sale

Workshops Available

Artist Biography/Statement

I was born in Uranium City. I've been up north all my life. I live in Fond du Lac now. I used to do art for a hobby, when I used to work at the mine site. I also do my art for gifts and sometimes I sell them. I've been painting for more than 20 years. I like to paint wolves, eagles, caribou, moose and bears. I paint in my own style. I haven't painted for a while, I just like doing it for fun. It is my gift. One day I decided to hold a paint brush and started doing it.



Workshops

I like to give out ideas on how to do my artwork, I would bring some picture in and then I would teach them to grab a paint brush and learn.

Elizabeth Marten



Traditional Art & Craft

Box 69

Fond du Lac, SK

S0J 0W0

(306) 686 4871

Dene & English

Artwork for Sale

Workshops Available

Will Travel

Artist Biography/Statement

I like doing beadwork. So I do beadwork all the time. I make my own hide and tan furs. I was born in Fond du Lac. I have never lived in the bush. There weren't many people at Fond du Lac first, but there are quite a few now. I have been married 51

years. My husband brings me hides from the bush. He's 76 years old. We both scrape the hide and smoke them next to my house. My grandmother taught me how to bead when I was about 20 years old. I just watched her and did it. I make my own designs and bead straight onto the leather. Right now I am making four pairs of mukluks for the Canadian Rangers when they come by on their patrol in March.



Workshops

I sometimes teach in school, just little small things, just one day. The children are not too interested. If it was for a week, they would learn something. They can't make a pair of mitts in a day! Kids nowadays don't even know how to use a thimble, so you would need to start there. If I can teach a longer class - like a week long - I could teach making mitts, gloves, embroidery. I would need moose hide and if they want I can teach anything.



Eveline Mercredi



Traditional Art & Craft

Box 266

Fond du Lac, SK

S0J 0W0

(306) 686 -2028

Dene & English

Artwork for Sale

Workshops Available

Will Travel

Artist Biography/Statement

I was born in March 1940. I am the youngest in the family. My mom never taught me. "Baby should not work", she said. That was back then. But I watched her. She used to sew a lot. She made jackets out of caribou hide, beautiful white ones. In 1959 I made my first moccasin for my husband and it turned out good. From that time on I have been sewing. Nobody taught me, I learned by looking at people and mom working. I made my own hide. When I bead I make my own designs. I use a stick, dipped in Bingo marker to draw out the design, before I start beading. I do a lot for my family. Now I am overworked!




Workshops

Sometimes the school asks me to teach, but I don't really do it anymore, because the kids don't really care about it. I don't know any young people who do beadwork or could make a moose hide. They don't try. I would teach though, if they would be happy to learn.



Eleanore Pichet



Traditional Art & Craft

Box 186

Fond du Lac, SK

S0J 0W0

(306) 686 – 4914

Dene & English

Artwork for Sale
(sometimes)

Workshops Available (if
health allows)

Artist Biography/Statement

I was born in Fond du Lac in 1947. I grew up here and went to school here. There is not much to tell. It's a quiet town. I had seven children, four of them died. Now I have only three, they are all grown up. The youngest is 47 years old. I had 18 grand children, one lives with us all the time. I don't know when I started doing beadwork, I did it on my own after I got married in 1964. My late sister in law did it, so I started doing it with her. I usually do a lot at home, but I am out of material. I don't know if they have some material at the store. I would be nice to have a group, where we meet - let's say twice a week - and do beadwork just for fun.



M. Cathy Laliberte



Visual Art

(Native Art, Portraits, Carving,
Graphic Design, Multi-Media)

Storytelling /Writing

(Production)

Traditional Art & Craft

("Medicine Wheel")

Box 37

Green Lake, SK

S0M 1B0

(306) 832 – 2160

redhawk196@hotmail.com

English & Cree


Artwork for Sale

Workshops Available

Will Travel

Artist Biography/Statement

My name is Cathy Laliberte. I grew up in Green Lake and graduated in 1983. I have lived in many communities in Saskatchewan, but eventually returned home to Green Lake, where I now reside. I have always had a love for art, it comes naturally to me. My inspiration comes from the people I have met and places I have been to, and especially the outdoors. I love to incorporate nature and animals into my paintings. I have worked with oil paints, water colour and charcoals. I have sold many paintings throughout the years and enjoy paintings. In December of 2010 I lost my home and all my years of paintings to a house fire, so now I am starting all over again.



Ernestine Cheecham



Traditional Art & Craft

Box 160

La Loche, SK

S0M 1J0


(306) 822 - 2081

Dene & English

Artwork for Sale

Artist Biography/Statement

I was born and raised in La Loche. I learned to do beadwork and sewing by myself. When I had children, I started making them mitts and mukluks. Today, I don't do much anymore, only when I feel well. I make mitts, little by little. Now my grandchildren start to do a little bit of beadwork.



Pauline Fontaine



Traditional Art & Craft

Fish Scale Art

Box 73

La Loche, SK

S0M 1J0

(306) 822 - 0272

Dene & English

Artwork for Sale

Workshops Available

Will Travel

Artist

Biography/Statement

I was born and raised in La Loche. My parents both died when I was small and my grandma and auntie raised me. They never 'taught' anybody in those days. They just said "you try". I used scrap pieces and poked my hands a lot. I made myself a rag doll, because we couldn't afford to buy any toys. My first mukluk, I made plain.


I still have it at home. It's a long time ago. Now I can do it without even looking at it! I always sew. For sale, for my grandchildren, I just sew all the time. About five years ago the school asked me to teach bead work. I love working with students, it's a project for me. I always try something different. If I like it, I keep doing it. If not, I don't.



Pauline has taught workshops in many northern communities, at fish camps & trapping school and at the Youth Leadership Camp.



Bernadette Janvier



Traditional Art & Craft

Box 243

La Loche, SK

S0M 1J0

(306) 822 - 3073

Dene & English

Artwork for Sale

Workshops Available

Will Travel

Artist Biography/Statement

Beadwork has played a great role in my life since early childhood where I've gained many skills on my own. I've made many moccasins, mukluks, mitts and gloves over the decades for my family, local and surrounding

community members

who are interested in purchasing. I enjoy working with many different hides and furs. I have made traditional dresses, vests, wrap arounds and jackets, and also do many designs of beadwork as requested. I also enjoy having an opportunity to teach my grandchildren as well as people of all ages who are interested.

I make many mitts and gloves as well as all of the above mentioned out of beaver pelts/furs, moose, caribou, deer, lynx and wolf hides along with beadwork of any kind.



Adelaide Laprise



Traditional Art & Craft

Box 234

La Loche, SK

S0M 1J0

(306) 822 – 2845

Dene

Artwork for Sale


Workshops Available

Artist Biography/Statement

I started doing bead work when I was about fourteen. Now I am 79 years old and I am still working. My mom showed me how to bead. When I started, I made a little moccasin, then I tried a big one. Now I do them all sizes, small and big. I have 21 children. I make my own patterns. I keep the [beaded outline of the] designs, and press them on the hide. I am working on a beaded banner for the school to put on their wall. I also do mitts, moccasins, wall hangings and key chains.



Sheena Lemaigre



Contemporary Crafts

Box 975

La Loche, SK

S0M 1J0

(306) 822 - 2021 (work)

(306) 822 - 2370 (home)

(306) 822 - 2212 (fax)

Lana19812@hotmail.com

Dene & English

Artwork for Sale

Workshops Available

Will Travel

Artist Biography/Statement


Hi, my name is Sheena Lemaigre. I am of Dene descent, born and raised in La Loche, SK. I enjoy many areas of arts and crafts but I have much love for painting. Although I never did study art or painting, I learned a great variety of skills on my own and believe to do an excellent job with painting and any art/craft I set my mind too. I am so very proud to be a Creative Native.



My current works are four to eight feet exterior cartoon characters intended for lawn decorations/ornaments. I like working with many colours and I'm quite astonished with the outcome. My lawn ornaments are made of 2 coats of exterior paint, sealed with 2 coats of varnish or acrylic sealer to have the color in place, these lovely characters bring a nice touch to any lawn.



Adele Moise



Traditional Art & Craft

Box 124

La Loche, SK

S0M 1J0

(306) 822 – 2131

Dene (& English)

Artwork for Sale


Artist

Biography/Statement

I was born in La Loche. Not in a hospital though. There was no hospital until 1946. I started to do bead work when I was small. I used to collect beads when someone dropped them on the floor. I was about ten years old when I made my first moccasins. I used to make lots of mitts and mukluks for my children, for sale, for anybody. I used to do work at a sewing co-op in La Loche, but it's not there anymore. Back then, we didn't get that much for our work, but it was worth going there. It only lasted for three years. Today I work at home.



Charlene Bosiak



Dance

(Egyptian Belly Dance)

Box 2293

La Ronge, SK

S0J 1L0

(306) 425 – 4334 (day)

(306) 425 – 3752 (evening)

www.freewebs.com/raqssharkidancer

raqssharkidancer@hotmail.com

English

Will Perform

Workshops Available

Will Travel

Artist Biography/Statement

Charlene has performed and travelled extensively within Canada, USA, Europe and Indonesia. She has travelled and studied under master teachers such as, Jillina, Denise Enan, BellyQueen, Amr Thaleb, Tamalyn Dallal, Carolena Nerricio, Jallilah, Tito, Randa Kamal, Randa, Aida Nour, and many others.

Charlene was featured in “Celebrating Saskatchewan under the Northern Lights” and two of the RBC’s Dance to Dance productions hosted by Dance Saskatchewan, and was honoured in 2006 as Guest Artist in which she was performer and choreographer.

Since 2007, she attended the Annual Belly Dance Conferences hosted by the Arabesque Dance Academy in Toronto, Ontario as well successfully completed their Pro Course I & II. In 2009 she completed her Oriental Dance Teacher Training level 1 & 2 with International master teacher, Hadia in Bali, Indonesia. In 2010, Charlene lived in Toronto, Ontario studying dance with the Arabesque Dance Academy and as an apprentice with the Hannan Sultan studios. She also completed a professional course under the direction of Nada El Masriya and Hannan Sultan.

Dance Workshops


~ Generally for girls/women ages 12+.

Can teach a short choreographed piece of contemporary or folkloric style Belly dancing.

~ Have in the past conducted dance workshops for adult educators at Nortep in teaching kids to dance. This included rhythm, musicality, basic steps, and dance philosophies.

~ Have taught children creative and contact improvisational dance.

~ I’m also a certified Hatha Yoga Instructor and can teach all levels and ages.



Suzanne Guest



Visual Art

(Stained Glass)

Box 858

La Ronge, SK

S0J 1L0

(306) 425 - 2253

lobstick@sasktel.net

English

Artwork for Sale



Workshops Available

Will Travel

Artist Biography/Statement

I was born and raised in the north, in Yellowknife, N.W.T. I moved to La Ronge in 1976. My husband, Graham and I have five children. We are pleased that all live nearby and love and respect the north as we do.

I have been working with stained glass for over 25 years. My work reflects the love I have for the north. I was introduced to stained glass when I attended an evening class offered by Northlands College. I haven't put my cutting tools down since. I love the challenge of incorporating different types of glass to reflect the beauty the north has to offer. My preference of work is stained glass murals.



My work is finished by framing done by my husband. I also have branched off to incorporate bead work with stained glass. The effect is very eye catching, but very labour intensive. My other hobbies include French beading, cross stitch, bead loom, woodwork and moccasin making.



Kathleen Keating



Visual Art

(Oil Painting)

Box 2293

La Ronge, SK

S0J 1L0

(306) 425 – 3752

sleepingkat@hotmail.com

English

Artwork for Sale


Workshops possibly in
future

Would Travel


Artist

Biography/Statement

Kathleen Keating is a whimsical realist (at times realist) visual artist working in oil painting medium. Often incorporating vibrant colours, Kathleen paints a variety of subjects, but specializes in portraiture and the human form. Kathleen has had a life-long love of art, but has only recently found time to regularly pursue her art work and is looking forward to creating many more works of art.



Cameron McIntosh



Visual Art

(pastel, batik, photography)

Traditional Craft

(Japanese lacquer, wood work)

Box 1682

La Ronge, SK

S0J 1L0

(306) 420 - 7822

etamanda@hotmail.com

English

Artwork for Sale

Workshops Available

Will Travel


Artist Biography/Statement

Cameron McIntosh is a Saskatchewan artist with a broad international and cultural background. His interest in art began in photography and has now shifted to pastel and fabric design. His unique style could be classified as 'outsider art' and many of his images include cats. His work is philosophical and humorous and always combines images with words. Cameron has experimented with various art forms. While living in Thailand he learned batik design and in Japan he studied Japanese lacquer. He was born in Toronto and studied art at both Ontario College of Art and Guelph University. He now lives in La Ronge and had become an accepted entity in the artist community. Cameron has taught batik fabric design and pastel workshops in La Ronge.



Workshops

I have given workshops at both elementary and high school level. In all cases I ask students to combine words and images together. At a First Nations school I used a Cree/English phrase dictionary got each student to choose a phrase in syllabics. At the bottom of the art design they wrote their message in syllabics and above it made an image to match the phrase. For example if the phrase said "How many fish did you catch?" the image might have been a man fishing beside a pile of fish. The elementary children enjoyed this because they studied Cree and could manually draw syllabics even though they might not be able to read them.



A second variation, usually for older students, was to write a poem or any type of message around the borders of the art surface, then do an image in the centre that matched the words. For example, one boy wrote a poem about war and did a drawing of a great battle. He was proud to stand in front of the class and explain his work. In this workshop and the syllabics lesson we worked in 8"x10" size and used black pen and pastel.



Celeste Miller



Visual Art

(Painting, Print making,
glass hot & cold)

Box 536

La Ronge, SK

S0J 1L0

(306) 425 - 3127ext.2 (day)

(306) 425 - 3530 (evening)

Celeste_rm@ymail.com

English



Artwork for Sale

Workshops Available

Artist Biography/Statement

It has been my good fortune to be influenced by a skilled artist and craftsperson for my entire life. One of my first memories is of my mother taking off her earring to squish the cube shape into the clay to create eyes for the rabbit she and I were forming. She taught me everything from ceramics, to knitting, crocheting, stained glass, fused glass, sewing, quilting, and so much more. Through experience, time and

increased knowledge I have become an artist/craftsperson in my own right. I enjoy acrylic painting, pastels and gouache, lino printmaking, rock carving and many other expressive avenues. I believe that I have moved on to influence my mother and teach her new skills such as lampworking and wiring jewelry.



Dolores Miller



Visual Art (Ceramics, Glass)

Craft (Paper making)

Fibre Art

(Felt, Knit, Crochet, Quilt)

Northern Lights Art
Studio

Box 1116

La Ronge, SK

(306) 425 – 2725

northernlights@sasktel.net

English

Artwork for Sale

Workshops Available

Will Travel

Artist Biography/Statement

I have always worked with various artistic materials to create beautiful articles from fabric, yarn, clay and glass. While working at my education degree at the University of Saskatchewan, I took some electives in art and pottery classes. Later, I became a certified instructor with the National Manufactures of America, Duncan Ceramic Products, as well as Hanovia Overglaze C., while owning and operating my company, Six M's Ceramic Ltd. During this period I taught classes, workshops, and sold ceramic supplies. At this time, I began to experiment with stained glass. When I began firing glass in my kilns, a whole new world opened up with this discovery. Since my retirement from teaching, I devote my time to creating jewellery from fused or lamp worked glass, stained glass panel commissions, papermaking, felting, and



other fibre textiles arts. My daughter, Celeste Miller and I often collaborate on various projects together. Our artwork has been represented in galleries, art shows and sales in Saskatchewan and Manitoba.

Workshops

Dolores has offered various ceramic workshops/classes, papermaking, Gardening Under the Northern Lights, Creating Stepping Stones in Saskatchewan and NWT. Next to art workshops she offers Creative Activity Planning for Individuals with a Disability, and Community Based Programming.



Bella Sanderson



Story Telling

Traditional Art and Craft

Traditional Knowledge

Box 301

La Ronge, SK

S0J 1L0

(306) 425 – 5094

Cree & English

Artwork for sale

Workshops available


Will travel

Artist Biography/Statements

My name is Bella Sanderson and I am a Lac La Ronge Indian Band member. I was born and raised in rural Northern Saskatchewan on a trap line with my grandparents, parents, and eleven siblings. I was fortunate to have the opportunity to be raised in this traditional life style. It is these values and the cultural experience that I hope to share with anyone who is interested.

Workshops

I have led extra-curricular survival camps for several years and sometimes lead after school and evening programs with specific culture/craft activities. I understand the skills and abilities of youth at different ages and am able to design activities appropriately.




The types of workshops I am available to lead target elementary aged children all the way up to adults. Each workshop must focus on a specific type of artwork with a reasonable amount of time to work with. These are the types of workshops I would like to teach:

beadwork, birch bark baskets, moss bags, moccasins, mittens, purses, dream catchers and key chains. Most materials will need to be provided and I am very happy to pass on my knowledge of traditional art work.



Miranda Henderson



Visual Art

(Oil, Acrylic and Water Colour)

Script Writing, Drama

Box 178

Little Red River Indian Reserve

Christopher Lake, SK

S0J 0N0

(306) 982 – 3030 (day)

(306) 982 – 1609 (evening)

(306) 982 – 4545 (fax)

hendersonlittler@hotmail.com

English

Artwork for Sale

Workshops Available

Will Travel

Artist Biography/Statement

Hello! My name is Miranda Henderson, and I have been an artist all my life. I taught myself to draw and paint with several mediums, such as water, oil and acrylic. I do landscapes, animals, buildings, places, people and still life. I feel connected with nature and apply all my senses to interpret my paintings. My traditional teachings of plants and animals helps me express the complex art of nature by using textures, colours, and various styles. Every painting has meaning and a good story to go with them; it is this meaning that helps people understand art, as being part of life and not just another picture.




I want children in my/other communities to apply arts to deal with boredom, violence, and abuse. When I grew up in my community there was nothing else to do, so I painted places that I wanted to go. I created my own world and it helped me escape the harsh realities that First Nation children deal with. I would like to be able to help others through art therapy, and by expressing themselves in a healthy way. There is a lot of talent and it can be shown for the whole world to see and know!

I have worked in theatre and performed in shows with Prince Albert National Park for a few years. I wrote a script based on stories from wesakechack - it showed twice a week for about three summers. I also did traditional tepee teachings and drawing with children once a week for three summers.



My passion is my art and I will create my own web-site, I will get published, and I will have a gallery to show my art. I have been working on a ten year project, and am almost finished! I am exposing my talents and would love to travel to art shows and have my art displayed in galleries and sold in shows. I am currently working towards an individual art grant to pursue my own art showing gala, and to travel to art shows. To show the world that Little Red River Reserve has a woman named Miranda Henderson and she overcame obstacles, and her love for art exploded on paper and canvas!



Christina Ballantyne



Traditional Art & Craft

Traditional Knowledge

Indian Medicine

Box 124

Pelican Narrows, SK

SOP OEO

(306) 632 – 2750

Cree

Artwork for Sale

Workshops Available

Will Travel (a day or two)


Artist Biography/Statement

I was born at Birch Portage by Leaf Rapids. I was about fourteen when I started beading. I learned by making little belts and headbands first. My mom taught me on the trap line. About three years ago I started to make portraits of Mary and Jesus. That was when I was in the Saskatoon hospital with breast cancer for three months. I won the Pelican Narrows winter festival competition a few times with my beadwork. My younger sister - the baby of the family - does the same thing, so her and I were competing, but I beat her.



I make my own designs and I bead to keep a tradition alive. I used to make my own moose hide, too. I show people how to make medicine, so they show the proper respect when taking them.

Hubert M. Ballantyne



Traditional Knowledge

Indian Medicine

Box 556

Pelican Narrows, SK

SOP 0E0

Cree (English)

Biography

I make lots of medicines. I have healing powers. I pick my own medicine. I learned from my dad and grandmother a long time ago. People come to me when they are sick. I go to see people and ask them what they need. I would travel if someone asks.



Elaine Bear



Traditional Art & Craft

Box 177

Pelican Narrows, SK

SOP OEO

(306) 632 – 4609

Cree (English)

Artwork for Sale

Workshops Available

Will Travel

Artist Biography/Statement

I was born in Pelican Narrows in 1961. I started beadwork really small, because I used to see my sister (Christina Ballantyne) do it, so I learned by watching her. My late mom and Christina used to make hides. It's like a hobby, I like doing it. If I'm not working, I bead all the time, maybe a couple



hours rest here and there. If am working, I maybe bead only 3 hours a day. I'm busy all the time between work and looking after my foster kids. I taught my daughter how to bead, so she does know now how to bead. I've got two daughters, but only one is interested in beading. I always have several pieces on the go, I get tired of one thing, start something new and then go back to the other one. I make my own designs. I even won the winter festival show in Pelican Narrows. I take my designs from wherever I see things and sometimes from beading books. I have experience in working with the school as a teacher aid.



George Custer



Visual Art

Traditional Art & Craft

Box 192

Pelican Narrows

SOP OEO

(306) 632 – 7175

Cree & English

Artwork for Sale

Workshops Available

Will Travel

Artist Biography/Statement

I've been painting 16 yrs. I taught myself. I started with crayons when I was a kid, then pencil. Now I use acrylic paint, water colours & chalk pastels, I use everything when I paint. I paint on glass, mirror, and wood. I like to paint landscapes, moose, eagles, ducks, everything that comes to my mind. I

challenge myself, when I see something that inspires me, I go for it, even if it takes me months. I can sit for twelve hours and paint. I just started to make birch bark baskets just now, when I was asked to bring one to Saskatoon for a FSIN conference. It takes three days to make it. You have to keep soaking it. Long time ago they didn't have cook pots, they used birch bark baskets. That's what I am trying to do. They used a sort of clay, it feels like molasses, and it's close to the shore. They made a flat rock out of the clay, bring pebbles to glow in the fire and drop them into the birch bark basket or clay pot to boil



the meat. I am also working on making bow and arrows. I tried to do my own rock art. I use limestone for the paint. First, I built a big fire and let the stone sit for two days, then I put it on a sheet of aluminum and splash the lime stone with cold water. It starts to boil and out comes a white paint. I use my fingers to paint on black rock. I don't know how our ancestors made the red paint. You see, back then the opawamowak had more power than the medicine men today. They slept in the rock for three seasons and when they came out, they painted their visions on the rock. But nobody today can do that anymore.

13 of George Custer's large format paintings are exhibited permanently in the local gym.



the meat. I am also working on making bow and arrows. I tried to do my own rock art. I use limestone for the paint. First, I built a big fire and let the stone sit for two days, then I put it on a sheet of aluminum and splash the lime stone with cold water. It starts to boil and out comes a white paint. I use my fingers to



Delmar B. Sewap



Visual Art (Drawing)

Box 394

Pelican Narrows, SK


S0P 0E0

(306) 632 – 2072

delmar_sewap@hotmail.ca

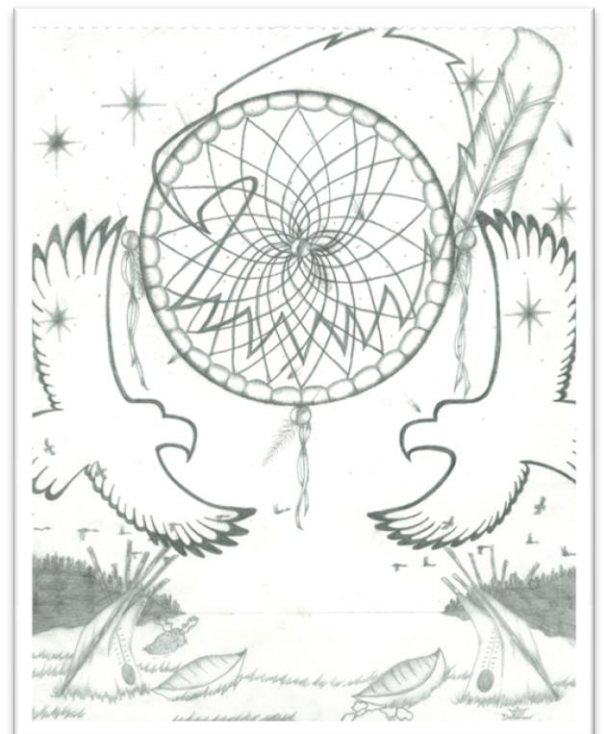
Cree & English

Artist Biography/Statement



names in graffiti style. People like the art I do. They ask me to do paintings, but I am not quite ready just yet, but will soon try. I have not studied art. All I do is draw at my own time and pace. Hopefully, it gets me somewhere someday.

Hello my name is Delmar Sewap. I am from Pelican Narrows and I am 15 years old. I started drawing at the age of seven. I enjoy doing art work in a quiet space, because I get easily distracted. The art I do is graffiti, drawing animals and cartoon characters. One picture that I did at the school for the Fine Arts Festival in Prince Albert won me a laptop and an Ipod. That also came with a 50.00 gift certificate. Plus it was printed on t-shirts for the 2011 P.A.G.C. Fine Arts Festival, which I was very proud of. At times close family and friends ask me to draw their



O. Garry Bear



Music

(Country, Rock, original)

Lead singer

Band Name: "After the Rain"

Box 292

Sandy Bay, SK

SOP 0G0

(306) 754 - 4405

ogbear_07@yahoo.ca

Cree & English

Will Perform

Workshops Available

Will Travel

Artist Biography/Statement

I came to Sandy Bay from a foster home when I was eleven years old. I started school at Sandy Bay and got a music program at school at age thirteen with Rob Shukin. He still teaches here. I played bass guitar in the school band, progressed to six string guitar and eventually drums. I played locally with different bands from age sixteen to twenty. Then I started to write my own music. I first recorded with 'Young Blood' in the 80ies and in 2000 I started "After the rain", recorded two CD's, all original music. I performed all over Northern Saskatchewan, in Texas and even in Ottawa at the National Aboriginal Day. I put it on hold for now to be a teacher. I teach Cree and culture and promote music to young students. My biggest inspiration to play my own music is my wife Marylee. She changed my life to become more independent and self confident in my abilities.

Workshops

I could do workshops in raising awareness of the benefits of being a musician and the challenges a musician faces. I could do a presentation and demonstration and do a Q&A period.



Mona Caribou



"Turtle River Blue Water Dancers"

Dance

(Line, Hoop, Jig, Pow Wow,
Square, Cheer Leader)

Box 24

Sandy Bay, SK

SOP 0G0

(306) 754 – 2139 (school)

(306) 754 – 4557 (home)

Cree & English

Will Perform

Workshops Available

Will Travel

Artist Biography/Statement


I started to teach dance, because I wanted to get some self-esteem on the kids. My dream is to help the youth not to let them forget their culture. When I was a teenager I liked dancing (square, jig and pow wow) and singing, but I didn't compete. The kids today really seem to like it, too. They come after school to my door and ask to practise. At home we have a juke box, so my granddaughter brings lots of kids home and we do dance practise. Sometimes I have twenty kids at home. But sometimes I need a break. I am 54 years old! So I tell them to go practise at home.

"1-2-3-heel-toe!" Sometimes I go to parties and make people laugh and dance, instead of arguing. I make pow wow dresses, too. We had a pow wow dance at the Church on Christmas. I learned pow wow dance from Terry Daniels and his family from Sturgeon Lake. They showed me pictures of a pow wow and of where they all go and I thought I had to get it going in Sandy Bay. That's my dream. To teach kids pow wow here.

The Turtle River Blue Water Dancers won first place in their category at the Prince Albert Fine Arts Winter Festival.



Hilma Clarke



Traditional Knowledge

(Net Making, Indian
Medicine)

Music

Box 45

Southend, SK

S0J 2L0

(306) 758 – 2025 (day)

(306) 758 – 4809 (evening)

Cree and English

Artwork for Sale

Workshops Available

Will Travel

Artist Biography/Statement

My name is Hilma Clarke, originally from Kinoosao, SK. I have been in the education field since 1975 and have a B.Ed. degree. I have taught from Kindergarten to Grade 12. It has been a very challenging career for me. Elders were my teachers in my spare

time. I have learned a lot from them, and this is where I got my knowledge from. Many of my elders have passed on and I have to carry on this knowledge to the young generation, especially in the arts. One art that I find fascinating is the art of making commercial fish nets with two tools. There are other arts, too that were taught by the elders - for instance Indian Medicine, crafts using birch bark, beading, just to name a few. In the arts, I also perform for audiences at festivals. I love gospel music and I love singing. I wouldn't mind teaching northern children workshops in the arts that I know, if expenses are paid for.



Beatrice Cook



Traditional Art & Craft

Box 73

Southend, SK

S0J 2L0

(306) 758 – 2025 (day)

(306) 758 – 4963 (evening)

cookbvc@yahoo.ca

Cree & English

Artist Biography/Statement


I have lived most of my life in Southend. I moved away for some years, but came back. I am the first born of nine children, four girls and five boys. I was born at the trap line of my late dad George Clarke at Nokimis Lake. I was married two times, in my first marriage I had three girls. I was widowed quite young and one of the girls died at infancy. I am now married to Leonard Cook better known as Jack. We had two boys, one died when he was a baby and other just got married last year. I have eleven grandchildren, five boys and six girls. My husband and I are raising three of my grandchildren from my



first marriage. When I was a young girl I learned doing beadwork from my late mom and my grandmother (late Jane Jobb) and later when I started doing beadwork again, my late sister Bella taught me a lot. She was real good at everything she did. I love making things for my grandchildren. I don't usually sell any of the things I make. I just make them for my family, because I don't like to be rushed when I do my beadwork. My husband is a sprint dog racer. We have about 36 dogs, out of those we are training 29. I don't race anymore, but I still love to get on the sleigh with the dogs. That is my favourite past time.



When I am not working, I'm out there with my husband running dogs. I work in the Reindeer Lake School as a librarian. I've been working for the school since 1992. I enjoy working as a librarian, because reading is also one of the things I like to do. Ekosi.



Oliver Bear



Music

Band Name 'Freedom Road'

Box 64

Southend, SK

S0J 2L0

(306) 758 – 2240 (mother)

Cree and English

Will Perform

Workshops Available

Will Travel (if transportation
is provided)

Artist Biography/Statement

I was raised by my grandparents. That's how I came to be a musician. My grandmother used to make me a guitar out of a fish board and rabbit snares. I used to strum that. My grandma played accordion, grandpa mouth organ. I grew up on Reindeer Lake, lived there since I was a baby. When I turned sixteen I started to live on my own. I used to watch my brother play guitar and fiddle. That's how I learned. I picked up some basic chords. I went to square dances a lot to watch how they played the fiddle. At the age of 18 I got my first own fiddle and I started playing on dances. When I got older, I moved to Prince Albert. That was 1986. Since then I learned much more music. I played with Marius Cummings from Buffalo Narrows and Brian Gamble from Duck Lake. Our first name was 'Voyagers' Band'. We travelled to a lot of places in Northern Saskatchewan and Alberta, too. We started playing at dry dances only, but in '88 Brian suggested to play in bars. We toured northern Alberta, and played in a bar in Edmonton called 'York Hotel' and a real fancy one, the 'Beverly West'. We used to do a show at every winter festival in Prince Albert. In 1989 we changed our name to 'Country Fugitives'. In 1990 we went to a big violin jamboree with 'Country Fugitives'. We made 9th place out of 74 bands. I moved back to Southend in 1999. I never played country music since. Then I met Denis Cook. He told me, not to quit music. "You can play for Jesus", he said. Now I play gospel music. Our band is called 'Freedom Road'. We still travel all over Northern Saskatchewan and play at gospel jamborees. Dennis Cook plays rhythm. I play lead guitar, sometimes fiddle. Napoleon Thomas plays keyboard and Belgian drums. This is the third year with 'Freedom Road'. We did some recording and made demo tapes. Conrad Naytowhow filmed us playing at Molanosa. You can watch it on u-tube.

Workshops

Sometimes I show youth at the youth centre how to play guitar and fiddle. I would like to teach people play guitar, helps them too to keep their notes better when singing.



Agnes Ninine



Traditional Art & Craft

Box 152

Southend, SK

S0J 2L0

(306) 758 – 4907


Cree (some English)

Artwork for Sale

Artist Biography/Statement



Agnes Ninine is 77 years old. She was born at Reindeer Lake, near the Southend area. Agnes was sixteen when she started beading. Her grandmother taught her. The first thing she taught her was how to make a hide. Agnes still tans her own hides today with the help of her husband. She makes moccasins and mitts adorned with beadwork. She also does smaller items like beaded purses, necklaces, miniature mitts and moccasins.



Billy Joe Mercredi



Music

Box 26

Stony Rapids, SK

S0J 2R0

(306) 439 – 2048

Will Perform

Workshops Available

Artist Biography/Statement

I play fiddle, guitar and keyboard. I also play traditional hand drums, that's how we grew up - to respect the animals and that's what we teach our children. My dad used to play fiddle and harmonica. I played music ever since I can remember. One of my older brothers went to the army and left his fiddle behind. I picked it up. When he came back, he taught me. After I got married, I taught my little boy. So I bought him a violin, guitar and keyboard. I play at weddings and anniversaries and carnivals. There are a lot of young people that are good fiddlers in Fond du Lac, Black Lake and Wollaston Lake. There's no place to go for them, so they meet at the warehouse and learn from each other.



Florence Daigneault



Traditional Craft

Box 95

Turnor Lake, SK

S0M 3E0

(306) 894 – 2011

Dene (& English)


Artwork for Sale

Workshops Available

Artist

Biography/Statement

I was born in Buffalo Narrows in 1939. My mom showed me how to do beadwork and how to sew. We tanned our own hides. Its lots of work to do a moose hide, lots of work. When I was about nine, I made my first pair of moccasins with flowers. My sister Clara and I stayed home to help my mother to take care of our dad. That's when we learned to tan hides, dry meat and bead. We used to have a smoke house. My mother gave Clara and me a piece of meat each and we went to dry it in the smoke house. When my children were little, I stopped my traditional work for a while, but when they grew older I picked it up again. I now make things for my family and for sale.



Augustine Montgrand



Traditional Art & Craft

Box 3

Turnor Lake, SK

SOM 3E0

(306) 894 – 2033

Dene & English

Artwork for Sale

Artist Biography/Statement



I was born in La Loche in 1947. I started doing beadwork around age sixteen, when I was still living with my mom. The first thing I made was moccasins for my husband. I didn't do it right at first and asked my mom to help, but she said 'you do it on your own' and I did it. If I don't get things right, I do it over again. Today, I do lots of beadwork for my family. Sometimes I sell it. I always enjoyed my work, I always have to do something. Even when I am sick. As soon as I get better, I start working again.



Caroline Montgrand



Traditional Art & Craft

Box 45

Turnor Lake, SK

S0M 3E0

(306) 894 – 2378

Dene (& English)

Artwork for Sale

Workshops Available

Will Travel (with escort)

Artist Biography/Statement

I was born at Clear Lake. My mother taught me how to do beadwork. I watched her do it and when I was seven, I made my first pair of slippers. Now I do it in winter time to keep myself busy. I make beaver mitts and gloves for my family. My slippers went down south for an art show. [Clearing a Path: An Exhibition of Traditional Indigenous Art, Touring Exhibition]



Cecile Morin



Traditional Art & Craft

Box 133

Turnor Lake, SK

S0M 3E0

(306) 894 – 2028

Dene (& English)

Artwork for Sale

Workshops Available

Will Travel



Artist Biography/Statement

I was born at Turnor Lake. I was about 6 years old, when I started to do beadwork. I used to bug my mom to let me sew. I made tiny little moccasins. Back then we made blankets and clothing, everything. I love doing it. I have lots of pictures of the things I made, but they are all at my cabin in the bush. I just want to stay home and do my work, that's how I was brought up.



Betty Fiddler



Traditional Art & Craft
Teepee Maker

Traditional Fine Crafts

Box 70

Shell Lake, SK

S0J 2G0

(306) 787 - 5877

traditionalfinecrafts@hotmail.com

www.parklandtours.com

Cree & English

Artwork for Sale

Workshops Available

Will Travel

Artist Biography/Statement

Betty Fiddler is of Cree origin and comes from Ahtahkakoop First Nations, Sandy Lake, Saskatchewan. Betty grew up in a traditional household and under the watchful eye of her traditional grandmother she was able to make her first pair of moccasins at age five. Since then Betty has become known for her unique and exceptional beadwork, and she has learned how to skilfully work with traditional materials such as moose, elk and deer hides



“It’s always been a part of me,” she says of the craft that has been in her family for generations. Fiddler continues to handcraft moccasins, as well as gloves, jackets, blankets, jewellery, bags and even teepees.

For many items she still uses her grandmother’s patterns. She brings a natural artistry to all her work.

Fiddler’s beautiful works have earned her a seat at a gala attended by Queen Elizabeth, representation at Expo ’86 and first place at a Calgary Stampede fashion show for a beaded white leather wedding gown.



Find her work (and the opportunity to place custom order), and crafts by other local Natives, including high end carvings at <http://www.shellbrooktour.com/fiddler.html>



Solomon Colomb



Visual Art

(Acrylic Painting)

Traditional Art & Craft

(Antler Carving, Walking
Sticks)

Music

(Woodland Cree Singers,
Drum Group at Pow Wow's)

Webpage coming soon
youtube shadowextreme32

Artwork for Sale

Artist Biography/Statement

I was born and raised in Manitoba at High Rock Indian Reserve #199. I lived off the land all my life until I got kidnapped to go to residential school at Clearwater Lake. I left residential school with a hate in my heart. I went back to the bush when I was eleven. I was brought up by my grandparents. My grandfather and I went hunting and travelled together on the river and in the wilderness. In the bush, I used to draw with charcoal. I drew old faces on slabs of timber. I was a lot by myself with the old man. Sometimes we would go to the reserve at Pukatawagan. When I have seen paintings, I tried to paint like that, but it didn't feel right. Then I started drawing, sketching and painting pictures of how I grew up in the bush, how we lived and that felt more true to me to create images of what I seen growing up. And I painted and I painted. I have been making a full time living on my own through my artwork. I also do some crafts like snowshoe making, tanning hides, making moccasins, and a little bit of beadwork. My children follow my footsteps and we are all very artistic, painting and making music. One of my sons followed his dream to become a wrestler.



The Artist in School and Community

Workshop Planning

Contracting a Professional Artist

Artist's Fee Guidelines

Sample Contract

Artists' Needs Sheet

Feedback Forms

Artist Registration Form

Workshop Planning (Expectations, Classroom Management etc.)

The school/community organization who is contracting the artist and the artist him/herself should talk about the workshop well in advance to discuss workshop details. A written contract that entails the details discussed is a helpful tool to remind the school/community organization and the artist about responsibilities and expectations (see *Sample Contract*). A visiting artist might need special equipment or facilities to conduct a workshop or simply the classroom arranged in a certain way (see *Artist's Needs Sheet*). For a list of current funding options, check out the Northern Sport, Culture & Recreation District's webpage: www.nscrd.com.

Expectations of School/Community Organization Staff

- **Before the workshop:** Discuss workshop content, check for realistic time lines, age appropriate skill requirements, etc.
- Contract artist (see Sample Contract)
- Determine artist's needs (see Artist's Needs Sheet)
- Inform the artist about any special needs of participants and plan together to make necessary accommodations
- Ensure all requested materials and other requirements are set up as arranged with the artist
- **During the workshop:** The artist is to lead the session, but assistance in any way needed helps to ensure a successful workshop experience
- Staff should be present at all times. For school settings: Teachers are responsible for classroom management, respectful behaviour of students etc., NOT the artist
- **After the workshop:** Have payment ready for the artist at the end of the workshop (or as agreed per contract)
- Evaluate the workshop experience with participants, get feed-back for future program planning
- Do a post evaluation (see Feedback Form)

Expectations of the Artist(s)

- **Before the workshop:** After agreeing to conduct a workshop, ask for a written contract
- Prepare the workshops to be challenging for the participants, age appropriate and have ample time to finish the project. Be well organized!
- Explain workshop procedure and expectations of staff/workshop assistant
- Organize workspace according to number of participants and best workshop flow
- For school/youth organization settings: Discuss classroom management and discipline plans (those are the responsibility of the teacher/youth worker)
- If possible, arrange a visit to the school/community organization to meet with your contact for questions and to see the workshop space
- At the day of the workshop, arrive at least half an hour in advance to set-up the workshop/introduce yourself to school/community staff
- **During the workshop:** Explain workshop procedure and expectations to your participants
- Be respectful at all times
- Use more than just one way of explaining things (I.e. talk and show)
- Ask participants if instructions are clear, repeat where necessary
- Break up difficult tasks in little steps
- Try to stay within the scheduled time frame. Allow time for clean-up
- School/youth organization setting: Disrespectful behaviour is a choice a student makes. They can change their behaviour at any given time. If the student continues to disrupt the dynamics of your workshop and prevents others from participating, you may want to ask the teacher/youth worker to remove this student from your workshop
- **After the workshop:** Make sure the workshop space is left as orderly as you found it
- Ask participants for feed-back on your workshop, so you can improve the quality of your workshop
- Do a post evaluation (see Feedback Form)

Contracting a Professional Artist

The need of arts and culture programming, exhibits and performances in our schools and communities and having the funds to pay for the artists are often a challenging balancing act for school and community administrators. The *Artist Fee Guidelines* below give you an idea of fair payment from the artist's perspective.

The Saskatchewan Arts Profession Act requires a written contract between artists and engagers. The contract must include specific basic elements which are detailed in the *Checklist for Written Contracts*, provided by the Ministry of Tourism, Parks, Culture and Sports. (See <http://www.tpcs.gov.sk.ca/contract-checklist>). The *Sample Contract* for school/community workshops does not claim to be complete, but gives you an idea for a template that your school could adapt.

Artist Fee Guidelines

Professional artists gained their knowledge and expertise over many years of study, work experience and professional development. Artists contribute greatly to a community's vitality through performance, exhibition, and workshops. Many traditional artists in Northern Saskatchewan are valued for their traditional knowledge and keeping their traditions alive. And yet, the average payment an artist receives does not reflect the important contribution the artists make to our communities' well being.

Most of Northern Saskatchewan's communities do not have their own galleries and exhibitions are hung in public spaces such as libraries and schools and most artists dream of being paid a minimum exhibition fee, never mind a fee at all! However, if artwork is hung in a public space, the artist should receive reimbursement. Find funding options for your art project or organize a local fund-raiser on the exhibition's behalf.

Minimum fees as suggested by CARFAC (see sidebar) represent fair payment from the artist's perspective, but schools and communities struggle to provide the above rates. The *Prince Albert Artists in Schools and Community Manual* (developed by Common Weal) suggests an hourly rate of \$50 or \$200 per day, which is comparable to what a substitute teacher would be paid. This rate was agreed upon by CARFAC Sask and the Prince Albert Community School Coordinators.

It will be up to the schools and communities in Northern Saskatchewan to decide what fees they want to adopt under their own policies. However, we hope to promote with this handbook an understanding of the value of the arts and artists in our schools and communities and the necessity to pay an artist for their time and expertise in a fair and respectful manner.

The artists' organization CARFAC lobbies for fair payment for artists and developed a minimum fee schedule (<http://www.carfac.ca/membership/fees/>) In 2011 CARFAC suggests as minimum pay for an artist to do a workshop or presentation in your school/community

\$ 249 per half day (under four hours) or

\$ 440 per full day (over four hours).

The current minimum exhibition fee for a solo exhibition (CARFAC 2011) is \$ 1639. Assuming that the preparation of artwork for the show took the artist 400 hrs, the fee represents payment for the artist's work at \$ 4.10 an hour.

This agreement made this _____ day of _____ 20_____.

School/Community

Organization: _____

Address: _____

Community: _____ Postal Code: _____

Phone #: _____ Fax #: _____

(herein called the engager)

Contact Person: _____

Phone #: _____ e-mail: _____

AND

Name of Artist: _____

Address: _____

Community: _____ Postal Code: _____

Phone #: _____ Fax #: _____

e-mail: _____ webpage: _____

A. Contract Purpose

To offer age appropriate workshop sessions in _____
for children/youth/adults ages _____ to _____. The workshop leader will conduct _____
workshops for a group of max. _____ participants in each workshop.

B. Workshop Location/ Hours

Classroom teacher/contact person: _____ Location/Room#: _____

The workshop leader will meet _____ min. prior to the workshop start with _____.

C. Materials

- The engager will provide the following materials required for the workshop:

- The workshop leader will provide the following materials, please provide us with an invoice/receipt for re-imbursement: _____

- It is the workshop leaders responsibility to provide and pay for the following materials:

D. Reimbursement

The workshop leader will be reimbursed with a total of _____ for _____workshop hours. Payment will be due on _____.

- In addition, the workshop leader will receive mileage for travel at ____cents/km.
- Travel expenses are the responsibility of the workshop leaders.
- Travel expenses not applicable.

E. Proper Protocol of Handling Artwork Brought in by the Artist

The engager will respect the artist's rights and will follow the protocols as determined by the artist:

F. Termination of Contract

In case of termination of the contract through either party, workshop leader and engager agree to

Workshop Leader

Date

Witness

Date

School/Community Representative

Date

Witness

Date

Artist's Needs Sheet

School/Community Organizations should make sure all requirements are fulfilled in advance of the workshop. Clarify who is responsible for which tasks.

Name of Artist(s): _____

Location of Workshop/Room #: _____

Date/Time of Workshop: _____

School/Community Contact: _____

1. Supplies Needed

Quantity	Description

Who will order/organize supplies? _____

2. Facilities/Classroom Arrangement Needed

--

Who will book facilities/arrange room? _____

3. Equipment Needed

--

Who will set-up/check/organize equipment? _____

4. Other Needs (i.e. elder escort, transportation, set-up help)

--

Feedback Form Artist

Thank you for being a workshop leader in our school/community. Your opinion is important to us to improve future programs. We would appreciate, if you could take a few minutes to fill out this questionnaire.

Artist Name: _____

Workshop Description: _____

School/Community: _____

1. Was leading the workshop an enjoyable experience for you? Yes ☐ No ☐

Why? _____

2. Were you provided with all requirements needed? Yes ☐ No ☐

If not: What was missing? _____

3. How did your participants engage in your workshop?

☐ Very attentive and engaged ☐ Somewhat engaged ☐ Not interested

4. What do you feel is the most valuable experience you and/or your participants took home from your workshop?

5. What could be improved in the future?

6. Did the Northern Saskatchewan Arts and Culture Handbook help you to gain more exposure and/or work as an artist? Yes ☐ No ☐

Please return to workshop
organizer and mail a
completed feedback form to

NSCRD

Box 1097

La Ronge, SK

S0J 1L0

Fax (306) 425 - 4036

Feedback Form Workshop Organizer

Thank you for inviting a Northern Saskatchewan artist into your school/community. Your opinion is important to us to improve future programs. We would appreciate if you could take a few minutes to fill out this questionnaire.

Artist Name: _____

Workshop Description: _____

School/Community: _____

1. How would you rate the overall quality of the workshop provided?

☐ Excellent ☐ Good ☐ Satisfactory ☐ Not satisfactory

Please provide comments: _____

2. How would you rate the artistic knowledge of the artist in his/her field?

☐ Excellent ☐ Good ☐ Satisfactory ☐ Not satisfactory

Please provide comments: _____

3. How would you rate the level of instruction?

☐ Excellent ☐ Good ☐ Satisfactory ☐ Not satisfactory

Please provide comments: _____

4. How did the participants engage in the workshop?

☐ Very attentive and engaged ☐ Somewhat engaged ☐ Not interested

5. Would you recommend a similar workshop for future programming? ☐ Yes ☐ No

Why? _____

6. What could be improved? _____

7. Did the handbook raise your awareness of artists in Northern Saskatchewan?

☐ Yes ☐ No

Please discuss the
evaluation with the artist
and mail a completed
feedback form to

NSCRD

Box 1097

La Ronge, SK

S0J 1L0

Fax (306) 425 - 4036

Name of Artist _____

Name of Group (if applicable) _____

Mailing Address _____

Town/Community: _____

Postal Code: _____

Phone # Day: _____ Evening: _____

Fax: _____

e-mail: _____ Website: _____

Languages Spoken: _____

1. Art Disciplines (tick all that apply)

- ☐ Visual Art (please specify) _____
- ☐ Storytelling/Writing (please specify) _____
- ☐ Traditional Crafts (please specify) _____
- ☐ Dance (please specify) _____
- ☐ Music (please specify) _____
- ☐ Other (please specify) _____

2. Artist Bio (75 - 100 words)

Please attach artist's biography/history. Use back side or add a page.

3. Photo Support Material

Please note: Photos of your artwork are highly encouraged for inclusion in the handbook, so community/school coordinators have a better idea of your skills, but not mandatory. If you do not want to send photographs of your artwork, please let us know.

- ☐ Please attach one portrait photo of yourself for the Artist Handbook
- ☐ Please attach 1-3 photos of your artwork, dance group etc. (mail or e-mail)
- ☐ I do **not** want my picture to be in the Artist Handbook. Please tick here.

4. Community Workshops

Are you interested in working with the school/your community to teach workshops?

- ☐ Yes
- ☐ No (If answer is no, skip to question 5)

Are you willing to travel to communities other than your own for workshops?

- ☐ Yes
- ☐ No

- ☐ Please attach a description of a workshop you would want to teach (75- 100 words)
- ☐ Facilities/equipment needed for the workshop (i.e. gym, computer lab, class room, outside area): _____
- ☐ Grade level(s) of workshop participants (if working with schools) _____
- ☐ Age range (if working with community) _____

5. Previous Experience

Please note: previous experience is helpful when working with the community, but not mandatory to be included in the registry.

Have you taught in schools/ communities before?

- ☐ Yes. Please attach brief description of workshops and locations.
- ☐ No.

Have you performed in public?

- ☐ Yes. Please attach brief description of performances and locations.
- ☐ No.

Have you exhibited your artwork?

- ☐ Yes. Please attach brief description of exhibitions and locations.
- ☐ No.

Have you received any awards/recognition as an artist?

- ☐ Yes. Please list.
- ☐ No.

6. Art Sales

Are you interested in selling your artwork?

- ☐ Yes. How would you like to be contacted by a potential buyer:
 - ☐ phone
 - ☐ e-mail
 - ☐ home visit
- ☐ No.

7. Additional Questions:

The following questions are not for inclusion in the Artist Handbook, but help us to better understand the needs of Northern Artists. We appreciate your time to fill out this questionnaire.

A. Are you interested in participating in Northern Saskatchewan Art **Shows**?

- ☐ Yes, but only in my own community.
- ☐ Yes, but only in communities close by.
- ☐ Yes, I would travel to Art Shows.
- ☐ No, I am not interested.

B. Are you interested in participating in Northern Saskatchewan Art **Sales**?

- ☐ Yes, but only in my own community.
- ☐ Yes, but only in communities close by.
- ☐ Yes, I would travel to Art Sales.
- ☐ No, I am not interested.

C. Are you interested in professional development relating your artistic career?

- ☐ Yes. What kind of development would you be interested in? Tick all that apply:
 - ☐ How to teach art to school students.
 - ☐ How to teach art to adults.
 - ☐ How to sell/market my art work.
 - ☐ How to access funding/grants for my arts projects.
 - ☐ How to develop skills in my own field (please specify)_____
 - ☐ Other (please specify) _____
- ☐ No, I am not interested.

D. Are you interested in a web page that would feature Northern Saskatchewan Artists and their artwork to the public?

- ☐ Yes, I would like to be included if such a web page was created.
- ☐ I think it's a good idea, but I wouldn't participate.
- ☐ No, I am not interested.

8. I have attached the following to this application form:

- o Artist Bio (mandatory)
- o Workshop description
- o Artist Photo
- o Art Work Photo
- o Signed Disclaimer (mandatory)

9. Consent/Disclosure

I understand that the NSCRD and contracted coordinators develop this registry to link Northern Saskatchewan artists with their communities. Registry is voluntary and it may or may not result in work with the community. I understand that the NSCRD will publish my information in an Artist Handbook in both, hard copy and electronic form and distribute the manual to community organizations and schools and other interested organizations and individuals. The artist’s photo and picture of artwork will be used only for the Artist Handbook and the electronic version thereof. As a participating artist I will waive artist’s fees for the publication of the photos.

I have read and understood the above and I would like to participate in the registration to the above conditions.

_____	_____	_____
Date	Name (please print)	Signature

Please mail the completed registration form to

NSCRD
Box 1097
La Ronge, SK
S0J 1L0
Fax: (306) – 425 - 4036

For questions or for an e-mail address to send digital photos

Phone 425-3127 ext. 2 or toll free 1-877-777-6722



The Northern Saskatchewan Arts & Culture Handbook is designed to help schools and communities to access artists for programming, community events and showcasing. It promotes an understanding of the value of the arts and artists in our schools and communities and the necessity of compensating artists for passing on their skills. It strives to promote the artists, help them to develop further and receive support through communities and grant programs.

The Northern Sport, Culture & Recreation District would like to thank our financial supporters of the Northern Saskatchewan Arts & Culture Handbook:

SaskCulture - Capacity Building Grant

Sask *Culture*

FUNDING PROVIDED BY

Saskatchewan **LOTTERIES**

LOTTERIES

