

Northern Community School Recreation Coordinator Program

2003 - 2004 REPORT



Northern Community School Recreation Coordinator Program

2003 - 2004 Report

This report represents the 2003 – 2004 submission to the funding agencies, the Community Initiatives Fund Board of Trustees and the Saskatchewan Lottery Trust Fund for the first year of the three year program. Separate reporting is done for the Anonymous Donor. Financial and program data as submitted by the school divisions, First Nation education authorities and approved schools form the foundation of the information.

Background:

The Community School Recreation Coordinator Program was first implemented during the 1996/97 school year, growing to six schools by the 2002 - 03 school year. The program was funded through the Saskatchewan Lotteries Trust Fund (SLTF) and the Northern Recreation Coordinating Committee (NRCC) managed it in partnership with Saskatchewan Culture, Youth and Recreation and Saskatchewan Learning.

With the introduction of additional resources in 2003, under Aboriginal Participation Initiative, funded through the Community Initiatives Fund (CIF), coupled with the continuation of the SLTF support, the program was redesigned. Schools and school divisions were challenged to develop a community plan and apply for support to meet the objectives of the reconstituted program. While the program was expanding through CIF support, Sask Sport Inc. identified an Anonymous Donor who provides support for two additional sites.

The program managed by the NRCC, established an adjudication process and schools were selected to begin implementation September 1st 2003. With the increase of people working in sport, culture and recreation the need for additional system supports was recognized and two complementary initiatives were established. Firstly with the increase of new workers, ongoing leadership training was identified as a need. CIF funding was targeted for comprehensive leadership training, preferably with appropriate certification and for all sport, culture and recreation providers in the north. The Northern Leadership Development Program was established and Community School Recreation Coordinators (CSRCs) were a primary training candidate. Lastly, discussions between the education sector and the sport, culture and recreation community led to the development of the Northern Community Development Coordinator functions to mentor the program as a whole and the CSRCs in particular.

Purpose:

The purpose of the Northern Community School Recreation Coordinator Program (NCSRCP) is to enhance the quality of life of northern Saskatchewan students, their families and other community members through the provision of sport, recreation and culture programs in northern community schools. The program provides \$35,000 per school to hire trained coordinators to facilitate community sport, recreation and culture opportunities utilizing local schools as the “hub” of community programming. These funds covered the cost of salary, benefits and training and associated programming expenses.

Objectives:

- To facilitate capacity building in northern communities with key partners around the provision of sport, culture and recreation opportunities for northern youth and other community members.
- To reduce or mitigate some of the risk factors northern youth face by encouraging skill development and healthy lifestyle choices.
- To involve community members, voluntary human services organizations and other government agencies in the development and delivery of community-based sport, culture and recreation programs.
- To foster parental involvement in northern community schools.

Program Administration

Application, Adjudication and Selection

- Schools and school divisions were invited to make an application that addressed the programs purpose and objectives. The six schools that previously had CSRCs had to apply for ongoing consideration.
- The NRCC Executive Committee established a review committee comprised of the executive and representatives of Saskatchewan Learning, Culture Youth and Recreation, the NRCC Culture Committee and Prince Albert Grand Council.
- The actual adjudication considered community commitment to the purpose and objectives of the program, overall community support through volunteers and partnerships, as well the communities demonstrated ability to foster parental involvement and provide participation opportunities.
- The grant conditions of the different funding sources impacted the ability of the committee to review the applications as a whole and recommend for approval the top applications. (CIF funding cannot be used on First Nations and the donor wanted to select schools that met their complementary objectives.)
- Churchill High School in La Ronge was the only non First Nation applicant that did not receive support. Two elementary schools located in LaRonge and Air Ronge received support.
- Seven schools from six First Nations did not receive approval as the committee had resources for six schools. The remaining First Nation schools could not be considered even if they held more potential than approved provincial schools.
- Through school and community visitations of the recommended schools, the Donor selected the particular schools they wished to sponsor.

- 25 schools in 24 communities were recommended for approval and approved by the CIF Board of Trustees, the Saskatchewan Lotteries Trust Fund and Donor respectively. This combination of funding source restrictions as well as the community and school application information, including populations and enrollment resulted in the selection of schools as noted in Figure 1.

Figure 1: Approved Schools and Funding Sources

COMMUNITY	SCHOOL	SCHOOL DIVISION	SOURCE	APPROVAL
Air Ronge	Gordon Denny	Northern Lights #113	CIF	Full Time
Beauval	Valley View	Northern Lights #113	CIF	Full Time
Brabant Lake	Ospwakun Sepe	Northern Lights #113	CIF	Half Time
Buffalo Narrows	Twin Lakes	Northern Lights #113	CIF	Full Time
Cole Bay	Lakeview	Northern Lights #113	CIF	Full Time
Creighton	Community School	Creighton #111	CIF	Full Time
Cumberland House	Charlebois	Northern Lights #113	CIF	Full Time
Green Lake	St. Pascal	Northern Lights #113	CIF	Full Time
Ile a la Crosse	Rossignol	Ile a la Crosse #112	Donor	Full Time
Jans Bay	Jans Bay	Northern Lights #113	CIF	Full Time
La Loche	Dene	Northern Lights #113	CIF	Full Time
La Loche	Ducharme	Northern Lights #113	CIF	Full Time
La Ronge	Pre Cam Elementary	Northern Lights #113	CIF	Full Time
Pinehouse	Minahik Waskahigan	Northern Lights #113	Donor	Full Time
Sandy Bay	Hector Thiboutot	Northern Lights #113	CIF	Full Time
St. Georges Hill	St. George Hill	Northern Lights #113	CIF	Half Time
Stony Rapids	Stony Rapids	Northern Lights #113	CIF	Full Time
Timber Bay	Timber Bay	Northern Lights #113	CIF	Full Time
Weyakwin	Kiskahikan	Northern Lights #113	CIF	Full Time
Canoe Narrows	Canoe Lake Miksiw	Canoe Lake First Nation	SLTF	Full Time
Dillon	Buffalo River Dene Nation	Buffalo River Dene Band	SLTF	Full Time
Fond du Lac	Father Gamache	Fond du Lac Denesuline First Nation	SLTF	Full Time
Hall Lake	Sally Ross	Lac La Ronge Indian Band	SLTF	Full Time
Nemeiben River	Chief Moses Ratt	Lac La Ronge Indian Band	SLTF	Full Time
Wollaston Lake	Father Megret	Hatchet Lake Denesuline First Nation	SLTF	Full Time

School Programming and Operational Information

The information is compiled from the reports submitted, school and community visitations which includes meeting with division and school board officials, municipal and band councils as well as local school administration, Community Steering Committees, CSRCs and their supervisors. As part of the ongoing work, constant contact is made with the northern sport, culture and recreation system. The format is an attempt to provide relevant information on the first year of operations related to the Northern School Community Recreation Coordinator Programs primary purpose and objectives.

General

1. Hiring Trained Coordinators

- 18.62 years of employment were generated out of a maximum of 24.
- 5 of 20 Coordinators had attained the recommended minimum level of training at point of hire.
- Three schools, two approved at full time and one at half time did not initiate the program.
- 17 of the initial hires were northerners.
- 5 schools experienced turnover, some multiple.
- Individual school administration is supportive yet has expressed concerns regarding the effort required to initiate a sustainable community action, when the program has a three year funding commitment.

2. Provision of Culture Sport and Recreation Programs

- Although no formal definition was given to categorize programs, generally Sport has been defined as those activities that most likely have a governing body and competition was a program element, while Recreation could be physical or social in nature and has a minor element of competition and Culture was either traditional or contemporary activities. Special Events are one day single event or multiple event multiple day activities with a theme in a festival or gathering format.
- General program planning has considered the need for drop in activity structured and unstructured maximizing the use of the school as the “hub”.
- Initial programming for some schools was focused on providing in school support until they could develop community based relationships and approaches.
- Limited participation skills of the CSRCs as well as community members regardless of sector impacts the range and scope of programming.
- CSRCs have played a variety of roles in the accomplishment of the objectives. They have led, coordinated, provided security, transported and funded other school based programs and community agencies to do the same.
- Detailed program information of individual schools, including financial can be found in Attachment #10.
- The following graphical representation is used to show the number of program opportunities and participants in sport, culture and recreation in the first year of the program and are generated from the information included in Attachment #10.

Figure 2: Total Programs

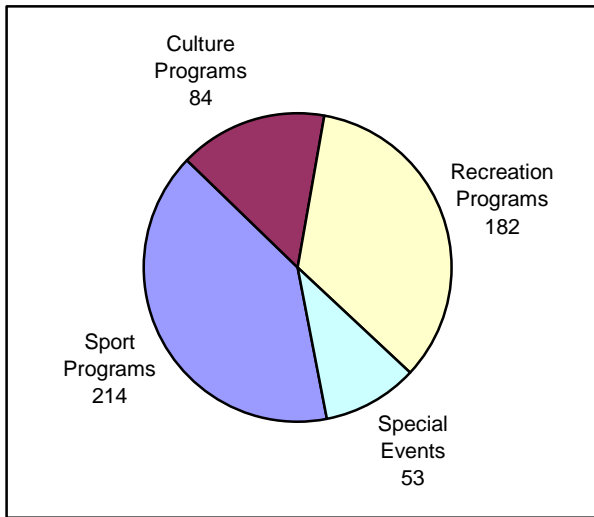


Figure 3: Total Participants

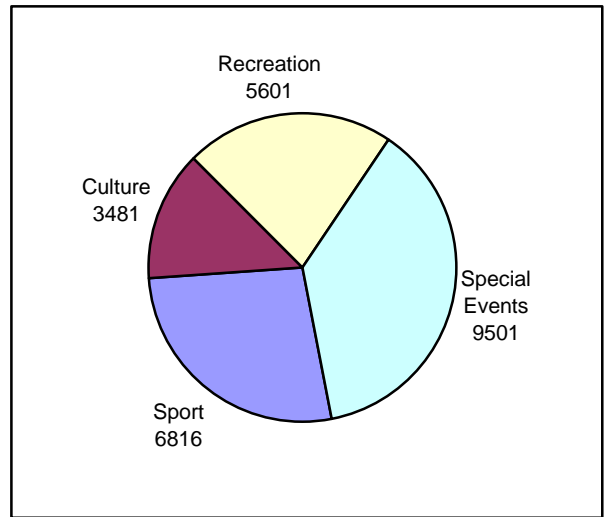


Figure 4: Participation by Gender

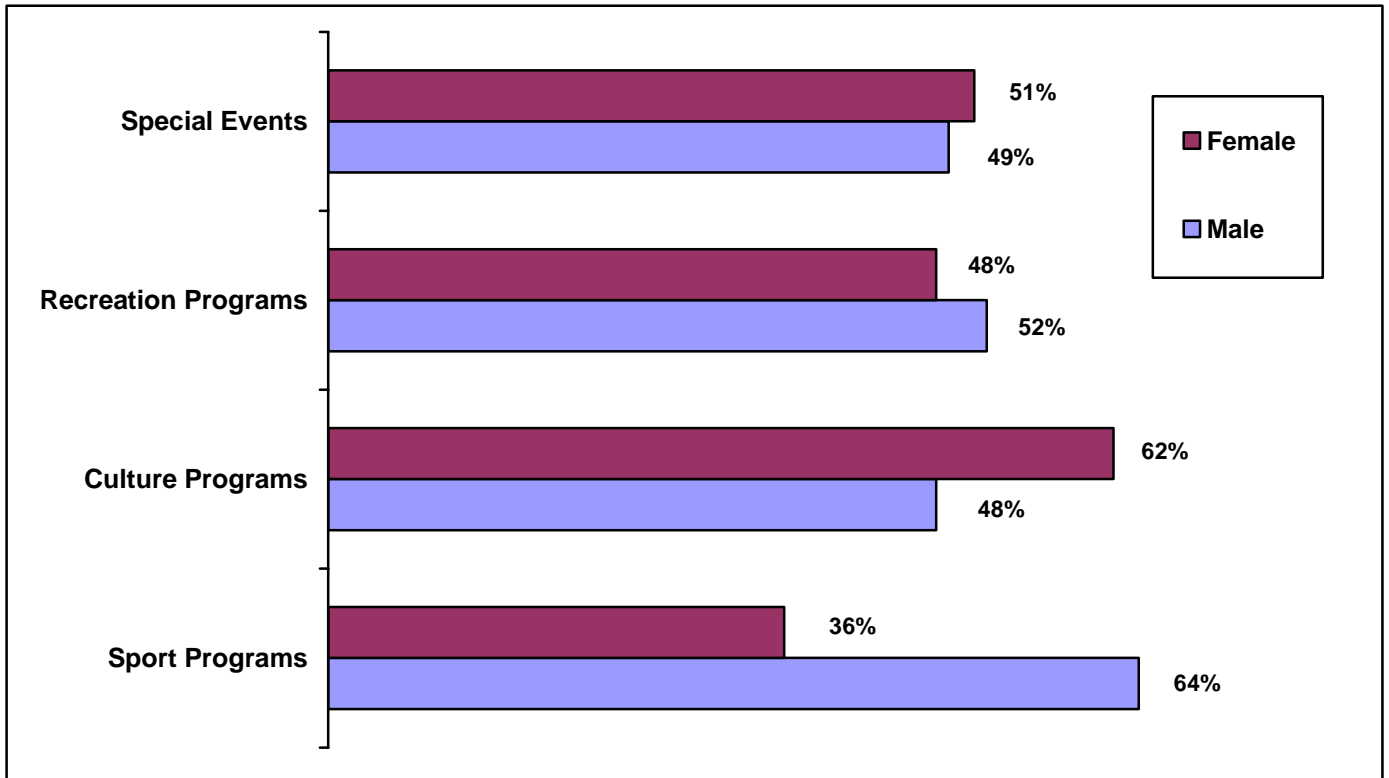


Figure 5: Sport Participation by Age

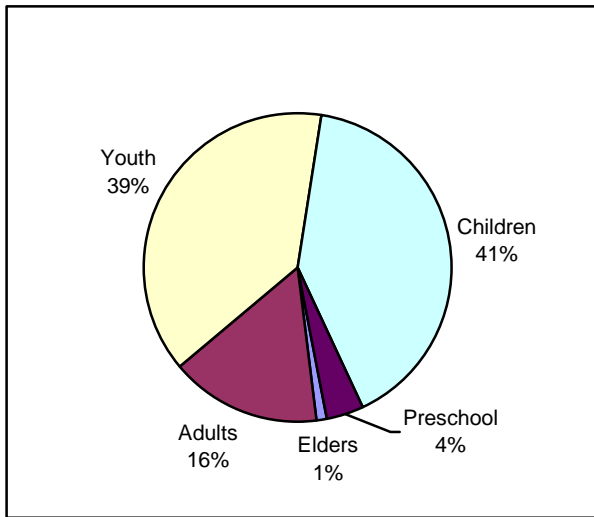


Figure 6: Culture Participation by Age

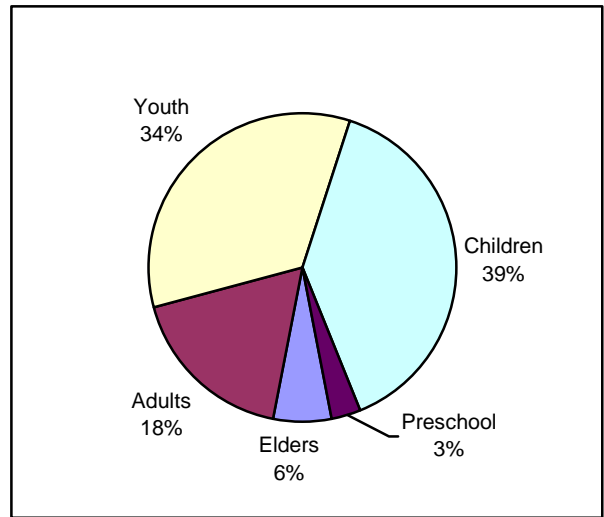


Figure 7: Recreation Participation by Age

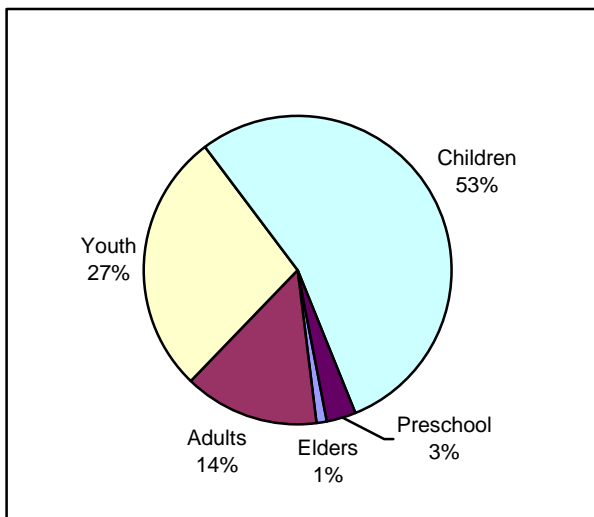
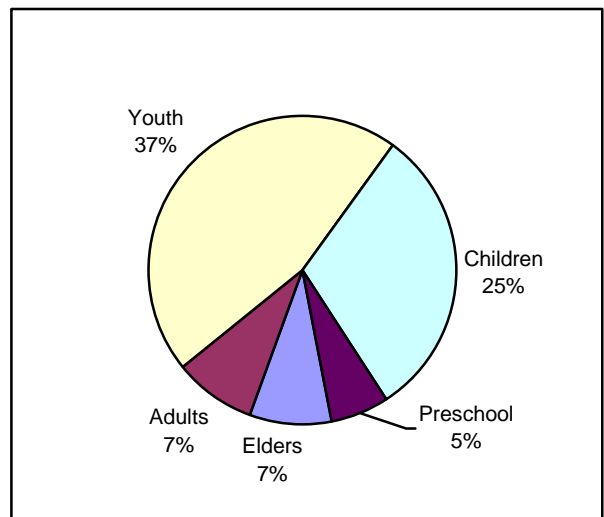


Figure 8: Special Event Participation by Age



3. Community School Enhancement through Partnerships

1. Public input through committees is a requirement for many programs. The individual schools are choosing their own mechanisms to gain community input. These options include using the existing local school trustees, the community school advisory committee or parents advisory council to establishing a stand alone committee. Committee development is evolving.
2. Community Steering Committees were intended to involve community members in the planning and implementation of the activities associated with the program. In most cases steering committees existed on paper or were in the developmental stages throughout the first year.
3. Where Community Steering Committees did function they were limited in their ability to achieve program intent by Division and in some cases local school policies and administration guidelines. In most cases these limitations related to human resource and financial management issues and move the steering committees actions from doing and implementing to providing recommendations for action by others.
4. The application process did not involve nor require formal support or sanction from existing community sport, culture and recreation agencies or municipalities. These agencies continue to collaborate but seek a more active role.
5. Joint programming with community agencies did occur, sharing of staff for the conduct of special events did occur, supervision was provided and supervision was given between municipal and education staff. Interagency reporting requirements do not allow for ready access to concrete information on collaborative undertakings.

4. Capacity Building for Community Leadership and Volunteers

1. A significant concern about increasing the involvement of parents in school and community activities is common to many human service programs. This program has not reported any significant activity targeted specifically at parental involvement during the first year. When parents have been involved it has generally been as a participant and planning direction is considering alternatives.
2. Particular school plans have provided leadership development opportunities through coaching certification, play leadership as well as some participant skill certification opportunities in activities such as canoeing and water safety.
3. Leadership and capacity building training opportunities for youth have been consistently identified as a need. Steering Committees need to be encouraged to ensure capacity building training is considered as part of their program planning. The first year focussed on participatory programming.

Financial

1. Total Funding

- Total funding from all sources was \$840,000. Approved Expenditures for the first year of operation were \$680, 295. (Three schools, two approved at full time and one at half time did not initiate the program during the 2003 – 2004 operating year.)

Figure 9: Eligible funding and Approved Expenditures

2003 – 2004 Northern Community School Recreation Coordinator Program				
Funding Source	Schools	Total Eligibility	Approved Expenditures	Balance
Community Initiatives Fund	17 (2)	\$ 560,000	\$ 459,337.24	\$ 100,662.76
Saskatchewan Lotteries Trust Fund	6	\$ 210,000	\$ 151,027.18	\$ 58,972.82
Donor	2	\$ 70,000	\$ 69,931.07	\$ 68.93
Totals	25	\$ 840,000	\$ 680,295.49	

- Detailed Information on all Schools is found in Attachment #6.
- Detailed Information on Community Initiatives Funded schools is found in Attachment #7.
- Detailed Information on Saskatchewan Lotteries Trust Fund schools is found in Attachment #8.
- Detailed Information of Anonymous Donor funded schools is found in Attachment #9.
- Detailed financial information on individual schools, including programs can be found in Attachment #10.

2. Additional sources and “in kind” funding

- As the programs use the schools as a “hub” significant in kind contributions continue to be made by the School Divisions through the provision of office space, communication services and facility usage. All schools have increased the hours they are open to provide services either as a specific scheduled program or scheduled “drop in” programming.
- The school gymnasium and its associated sports and recreation equipment are the most commonly used school based resources. As the programming expands more school resources are being used.
- School usage during summer months can be restricted by annual maintenance schedules or local policy. Local partnerships have been used to provide access to other community facilities when needed for programs.
- Significant cross over occurs between Community School Recreation Coordinator Funding and other sources such as Shared Challenges, Community School Funding. Mechanisms to support this and track these need to be identified.

- Increasingly Community School Recreation programs are mixing with the north wide or regional culture, sport and recreation system programs and services.
- A random file review was conducted as part of the annual review. It found that the expenditures of funds by schools were in accordance with the program guidelines.

Leadership Training

1. Assessment of Community School Recreation Coordinator Training Needs

- Most CSRCs had no formal training and little experience to draw upon as they conduct or facilitate programs and undertake the administrative functions.
- Steering committees and supervising staff have had little experience in analyzing the training needs of employees, specifically sport, culture and recreation program employees. At the school level considerable flexibility is exercised in the actual tasks assigned and performance expectation.
- Mandatory training was initially identified for the CSRCs. Initial informal assessments and interviews identified needs in program planning, capacity building and facilitation skills. As well significant supports were needed regarding program administration and report writing.
- Most CSRCs do not meet the stated minimum education requirement but bring a wealth of knowledge about the community and its people. To establish a compensatory approach and to support local hiring, to enhance retention, personal and program success and build professional work relationships, The Northern Leadership Development Committee has established a Compensatory Education Program to support formal training as identified as needed through formal assessments undertaken cooperatively with the supervising staff and the Community Steering Committee.

2. 2003 - 2004 Training

- Throughout the year CSRCs participated in a wide variety of training and education sessions, as approved by their supervisor and local steering committee. These are listed in the detailed information on each school found in attachment #10.
- Building Capacity for Community Development. The NRCC in partnership with several north wide human service organizations facilitated the delivery of a two part series focussed on learning to enrich personal knowledge of community development, intersectoral work and increasing participation, change, group work and facilitation skills. Part one was conducted at the same time, as CSRCs were just

being hired and only two could participate. Thirteen participated in the second workshop.

- Teleconferencing. Through the use of this technology the NRCC was able impart program knowledge and administrative direction. Thirteen CSRCs participated.
- Group meetings. The NRCC conducted two meetings during the year. These meeting provided an opportunity for CSRCs to share issues, concerns and programming ideas while ensuring consistent delivery of administration items.

3. Quarterly Development and Education Inservice

- An initial general assessment of training needs identified program planning, capacity building and facilitation skills. As well significant supports were needed regarding program administration and report writing.
- The Quarterly Development and Education Inservice process was established in June of 2004 in reaction to the CSRCs request for group and northwide networking. These sessions would be used to impart program administration details as well conduct training activities that would be beneficial to the majority of CSRCs and the sport, culture and recreation system. The sessions are designed to be of short duration for one and one half days and would be face to face. Where possible training would be conducted on a geographic basis.
- The June session training topics were Program Planning, Culture, Sport and Recreation Systems and Supports. (local, regional and provincial). 17 of the 19 Community School Recreation Coordinators employed at the time participated.
- Significant turnover of CSRCs occurred during this first year. Training plans will need to consider annual and mid year turnover.
- Visitations were conducted with all schools except Cumberland House and the far north schools of Stony Rapids, Fond du Lac and Wollaston.

Summary

Overall, the first year of the program has received strong support from the north wide education and recreation systems and from the communities. There were significant challenges and growing pains, particularly related to the administration of the program. Those issues have been and will continue to be addressed. Enhancing everyone's understandings of their roles and responsibilities will allow the systems to focus upon achieving the overall objectives of the program.

Many communities are clearly stating that this program is truly making a difference and that participation in sport, culture and recreation programs, using the school as the hub of the community, has improved significantly. Other schools have been honest enough to

admit that the first year of the program did not achieve the results they wanted – for a variety of reasons. All schools, all communities believe in the overall objectives of the program, but acknowledge that barriers and challenges must be addressed at the community level to achieve the desired outcomes.

All sites have been asked to evaluate their first year and to develop community plans that will see the continued development of sport, culture and recreation programs. They will be addressing community buy in, coordination and focussing on the development of a strong steering committee. This is a process – that will take time.

ATTACHMENT # 1

2003 - 2004 COMPREHENSIVE PROGRAM SUMMARY - ALL SCHOOLS

	Sport		Culture		Recreation		Special Events	
	Programs	Participants	Programs	Participants	Programs	Participants	Programs	Participants
Community								
Air Ronge	21	240	4	61	17	42	6	541
Beauval	16	358	1	10	8	89	1	60
Brabant	0	0	0	0	2	20	0	0
Buffalo Narrows	17	833	4	422	6	429	2	811
Canoe Lake	13	1438	11	548	18	701	0	0
Cole Bay	7	66	1	8	8	106	3	17
Creighton	6	106	6	75	13	335	2	470
Cumberland House	14	798	5	541	12	451	2	600
Dillon	0	0	0	0	0	0	0	0
Fond du Lac	5	105	1	120	0	0	2	280
Green Lake	9	134	2	45	9	199	3	415
Hall Lake	3	50	4	238	0	0	2	395
Ile a la Crosse	20	483	4	64	21	608	0	0
Jan's Bay	8	122	5	222	18	563	4	610
La Ronge	7	257	6	148	8	419	2	127
La Loche (Dene)	8	322	4	139	4	77	4	950
La Loche (Ducharme)	11	40	2	83	5	661	3	420
Nemeiben River	6	111	4	104	8	152	2	102
Pinehouse	11	630	11	394	12	275	7	2401
Sandy Bay	14	312	3	225	5	207	4	628
St. Georges Hill	0	0	0	0	0	0	0	0
Stony Rapids	5	88	3	13	3	67	2	368
Timber Bay	3	46	2	12	1	8	1	16
Weyakwin	0	0	0	0	0	0	0	0
Wollaston Lake	10	277	1	9	4	192	1	290
Total	214	6816	84	3481	182	5601	53	9501

****The average weekly attendance for ongoing programs.**

ATTACHMENT # 2

2003 – 2004 Sport Program Summary – gender and age – All Schools

Sport	Male	Female	Elders (50+)	Adults (19-50)	Youth (13-18)	Kids (5-12)	Pre-School (4-0)
Air Ronge	109	131	0	43	0	197	0
Beauval	236	122	0	86	281	112	4
Brabant	0	0	0	0	0	0	0
Buffalo Narrows	243	240	0	43	340	403	97
Canoe Lake	949	489	62	310	498	490	78
Cole Bay	42	24	0	15	37	14	0
Creighton	60	46	0	0	0	97	9
Cumberland House	547	251	0	25	337	436	0
Dillon	0	0	0	0	0	0	0
Fond du Lac	56	49	0	0	52	53	0
Green Lake	91	43	0	56	56	22	0
Hall Lake	37	13	0	0	35	15	0
Ile a la Crosse	367	116	0	116	212	150	4
Jan's Bay	71	51	0	1	54	67	0
La Ronge	137	120	0	45	0	212	0
La Loche (Dene)	259	63	0	19	303	0	0
La Loche (Ducharme)	15	25	0	5	0	35	0
Nemeiben River	56	55	0	4	22	72	13
Pinehouse	434	196	0	186	161	283	0
Sandy Bay	211	101	0	120	184	3	1
St. Georges Hill	0	0	0	0	0	0	0
Stony Rapids	43	45	0	27	61	0	0
Timber Bay	20	26	0	0	16	30	0
Weyakwin	0	0	0	0	0	0	0
Wollaston Lake	161	116	0	44	87	146	0
Total	4086	2252	62	1113	2675	2802	206
Percentages	64%	36%	1%	16%	39%	41%	3%

****The average weekly attendance for ongoing programs.**

ATTACHMENT # 3

2003 – 2004 Culture Program Summary – gender and age – All Schools

Culture	Male	Female	Elders (50+)	Adults (19-50)	Youth (13-18)	Kids (5-12)	Pre-School
Air Ronge	25	36	12	4	4	38	3
Beauval	4	6	0	3	7	0	0
Brabant	0	0	0	0	0	0	0
Buffalo Narrows	240	182	21	82	175	170	44
Canoe Lake	287	261	15	54	212	259	8
Cole Bay	4	4	0	0	0	8	0
Creighton	22	53	0	0	0	75	0
Cumberland House	293	248	27	80	149	285	0
Dillon	0	0	0	0	0	0	0
Fond du Lac	66	54	9	31	45	20	15
Green Lake	15	30	0	0	26	19	0
Hall Lake	121	117	23	15	115	85	0
Ile a la Crosse	20	44	11	31	13	5	4
Jan's Bay	92	130	16	39	51	79	37
La Ronge	72	76	2	4	0	141	1
La Loche (Dene)	78	61	10	5	124	0	0
La Loche (Ducharme)	41	42	0	0	20	63	0
Nemeiben River	56	48	0	2	12	80	10
Pinehouse	67	281	47	267	60	66	0
Sandy Bay	130	95	0	30	195	0	0
St. Georges Hill	0	0	0	0	0	0	0
Stony Rapids	7	6	0	0	13	0	0
Timber Bay	12	0	0	0	12	0	0
Weyakwin	0	0	0	0	0	0	0
Wollaston Lake	5	4	2	0	0	7	0
Total	1657	1778	195	647	1233	1400	122
Percentages	48%	52%	6%	18%	34%	39%	3%

ATTACHMENT # 4

2003 - 2004 Recreation Program Summary - Gender and Age - All Schools

Recreation	Male	Female	Elders (50+)	Adults (19-50)	Youth (13-18)	Kids (5-12)	Pre-School
Air Ronge	220	202	1	53	29	299	40
Beauval	38	51	0	14	23	14	13
Brabant	12	8	0	0	4	16	0
Buffalo Narrows	271	158	3	107	161	90	68
Canoe Lake	350	351	6	64	261	361	0
Cole Bay	49	57	0	6	39	61	0
Creighton	176	159	7	55	12	215	46
Cumberland House	254	197	0	55	203	187	6
Dillon	0	0	0	0	0	0	0
Fond du Lac	0	0	0	0	0	0	0
Green Lake	94	105	0	1	58	140	0
Hall Lake	0	0	0	0	0	0	0
Ile a la Crosse	345	263	16	169	265	116	42
Jan's Bay	310	253	22	119	151	227	44
La Ronge	203	216	0	8	0	410	1
La Loche (Dene)	54	23	0	4	73	0	0
La Loche (Ducharme)	331	330	0	10	70	581	0
Nemeiben River	67	79	8	43	25	67	9
Pinehouse	90	185	16	104	57	50	48
Sandy Bay	119	88	0	10	86	105	0
St. Georges Hill	0	0	0	0	0	0	0
Stony Rapids	41	26	0	10	10	47	0
Timber Bay	2	6	0	0	0	8	0
Weyakwin	0	0	0	0	0	0	0
Wollaston Lake	100	92	0	0	77	115	0
Total	3126	2849	79	832	1604	3109	317
Percentages	52%	48%	1%	14%	27%	53%	5%

ATTACHMENT # 5

2003 – 2004 Special Events Program Summary – gender and age – All Schools

Special Events	Male	Female	Elders (50+)	Adults (19-50)	Youth (13-18)	Kids (5-12)	Pre-School
Air Ronge	230	311	30	89	120	271	31
Beauval	20	40	2	8	20	20	10
Brabant	0	0	0	0	0	0	0
Buffalo Narrows	319	492	74	401	175	75	86
Canoe Lake	0	0	0	0	0	0	0
Cole Bay	12	5	0	1	16	0	0
Creighton	250	220	20	120	30	250	50
Cumberland House	274	326	63	159	187	161	30
Dillon	0	0	0	0	0	0	0
Fond du Lac	129	151	18	52	104	62	14
Green Lake	196	219	47	90	164	85	29
Hall Lake	175	220	19	52	158	138	28
Ile a la Crosse	0	0	0	0	0	0	0
Jan's Bay	275	335	76	225	135	106	66
La Ronge	88	37	0	7	0	120	0
La Loche (Dene)	500	450	0	12	878	0	0
La Loche (Ducharme)	220	200	5	10	250	145	10
Nemeiben River	52	50	5	10	20	67	0
Pinehouse	1183	1221	199	710	742	629	121
Sandy Bay	375	253	30	242	286	50	20
St. Georges Hill	0	0	0	0	0	0	0
Stony Rapids	188	180	26	249	87	6	0
Timber Bay	3	10	0	0	8	8	0
Weyakwin	0	0	0	0	0	0	0
Wollaston Lake	140	150	0	0	92	198	0
Total	4629	4870	614	2437	3472	2391	495
Percentages	49%	51%	7%	26%	37%	25%	5%

ATTACHMENT # 6

**2003-2004 COMMUNITY SCHOOL RECREATION COORDINATOR PROGRAM
Comprehensive Expenditure Report
All Schools**

	Community	Eligibility	Expenditures			Totals*	PY
			Salary	Programs	Training		
1	Air Ronge	\$ 35,000	\$27,904.49	\$6,234.16	\$453.53	\$34,592.18	0.95
2	Beauval	\$ 35,000	\$28,594.18	\$160.98	\$935.84	\$29,691.00	0.92
3	Brabant Lake	\$ 17,500	\$6,498.45	\$956.27	\$266.27	\$7,720.99	0.13
4	Buffalo Narrows	\$ 35,000	\$19,931.45	\$13,160.99	\$1,788.95	\$34,881.39	0.83
5	Canoe Lake	\$ 35,000	\$21,807.75	\$10,227.73	\$3,021.10	\$35,056.58	0.83
6	Cole Bay	\$ 35,000	\$21,566.75	\$7,469.31	\$3,810.48	\$32,846.54	0.84
7	Creighton	\$ 35,000	\$24,233.00	\$72,119.00	\$94.00	\$96,446.00	0.92
8	Cumberland House	\$ 35,000	\$23,132.89	\$9,704.32	\$150.00	\$32,987.21	0.92
9	Dillon	\$ 35,000		Did not Initiate			
10	Fond du Lac	\$ 35,000	\$10,155.90	\$6,140.28	\$3,203.82	\$19,500.00	0.58
11	Green Lake	\$ 35,000	\$29,342.42	\$3,753.33	\$1,051.02	\$34,146.77	1.00
12	Hall Lake	\$ 35,000	\$23,536.62	\$11,966.00	\$1,269.58	\$36,772.20	0.86
13	Ile a la Crosse	\$ 35,000	\$29,925.02	\$3,431.30	\$1,729.34	\$35,085.66	0.96
14	Jans Bay	\$ 35,000	\$21,677.02	\$6,214.92	\$866.73	\$28,758.67	0.88
15	La Loche Dene	\$ 35,000	\$25,635.32	\$8,010.16	\$1,318.72	\$34,964.20	0.93
16	La Loche Ducharme	\$ 35,000	\$17,080.65	\$8,010.16	\$1,318.72	\$26,409.53	0.75
17	La Ronge	\$ 35,000	\$28,547.34	\$1,393.32	\$1,547.04	\$31,487.70	0.88
18	Pinehouse	\$ 35,000	\$21,094.91	\$11,717.27	\$2,118.89	\$34,931.07	0.86
19	Sandy Bay	\$ 35,000	\$24,766.11	\$5,041.36	\$387.30	\$30,194.77	0.92
20	St.Georges Hill	\$ 17,500		Did not Initiate			
21	Stony Rapids	\$ 35,000	\$21,788.26	\$10,797.91	\$2,353.10	\$34,939.27	0.92
22	Nemeiben River	\$ 35,000	\$15,289.60	\$10,689.03	\$1,639.60	\$27,618.23	0.88
23	Timber Bay	\$ 35,000	\$30,136.82	\$65.00	\$524.69	\$30,726.51	0.91
24	Weyakwin	\$ 35,000		Did not Initiate			
25	Wollaston Lake	\$ 35,000	\$24,485.37	\$11,289.64	\$3,368.36	\$39,143.37	0.95
		\$ 840,000					
	Total Salary & Benefits		\$497,130.32				
	Total Program Expenditures			\$218,552.44			
	Total Training Expenditures				\$33,217.08		
	Total Expenditures					\$748,899.84	
	Total Person Years of Employment						18.62

* This is the reported total expenditure, not the approved expenditures for grant purposes or "in kind".

ATTACHMENT # 7

**2003-2004 COMMUNITY SCHOOL RECREATION COORDINATOR PROGRAM
CIF Expenditures**

	Community	Approval Status	Commitments	Payments	App. Expenditures
1	Air Ronge	Full time	\$ 35,000	\$ 35,000	\$34,592.18
2	Beauval	Full time	\$ 35,000	\$ 35,000	\$29,691.00
3	Brabant Lake	Half time	\$ 17,500	\$ 8,750	\$7,720.99
4	Buffalo Narrows	Full time	\$ 35,000	\$ 35,000	\$34,881.39
5	Cole Bay	Full time	\$ 35,000	\$ 35,000	\$32,846.54
6	Cumberland House	Full time	\$ 35,000	\$ 35,000	\$32,987.21
7	Creighton	Full time	\$ 35,000	\$ 35,000	\$35,000.00
8	Green Lake	Full time	\$ 35,000	\$ 35,000	\$34,146.77
9	Jans Bay	Full time	\$ 35,000	\$ 35,000	\$28,758.67
10	La Loche Dene	Full time	\$ 35,000	\$ 35,000	\$30,686.87
11	La Loche Ducharme	Full time	\$ 35,000	\$ 35,000	\$30,686.88
12	La Ronge	Full time	\$ 35,000	\$ 35,000	\$31,487.70
13	Sandy Bay	Full time	\$ 35,000	\$ 17,500	\$30,194.77
14	St.Georges Hill	Half time	\$ 17,500	\$ -	\$0.00
15	Stony Rapids	Full time	\$ 35,000	\$ 35,000	\$34,929.27
16	Timber Bay	Full time	\$ 35,000	\$ 35,000	\$30,727.00
17	Weyakwin	Full time	\$ 35,000	\$ -	\$0.00
	Total Eligibility		\$ 560,000		
	Payments to Divisions			\$ 481,250	
	Total Approved Expenditures				\$459,337.24
	2003-2004 CIF Payments NRCC				\$560,000.00
	NRCC return To CIF				\$100,662.76

ATTACHMENT # 8

**2003-2004 COMMUNITY SCHOOL RECREATION COORDINATOR PROGRAM
Saskatchewan Lotteries Trust Fund Expenditures**

First Nation	Community	Approval Status	Commitments	Payments	App. Expenses
1	Buffalo River Dene Nation Dillon Canoe Lake First Nation	Full Time	\$ 35,000	NA	NA
2	Canoe Narrows Fond du Lac Denesuline Nation	Full Time	\$ 35,000	\$ 35,000.00	\$ 35,000.00
3	Fond du Lac Lac La Ronge Indian Band	Full Time	\$ 35,000	\$ 19,500.00	\$ 19,500.00
4	Hall Lake	Full Time	\$ 35,000	\$ 35,000.00	\$ 35,000.00
5	Nemeiben River Hatchet Lake Band	Full Time	\$ 35,000	\$ 26,527.18	\$ 26,527.18
6	Wollaston Lake	Full Time	\$ 35,000	\$ 35,000.00	\$ 35,000.00
	Total Eligibility		\$210,000		
	Actual Payments			\$ 151,027.18	
	Total Expenditures				\$ 151,027.18
	NRCC SLTF 2003 - 2004 Grant Revenue				\$ 175,000.00
	NRCC 2003-2004 Grant Return				\$ 23,972.82

ATTACHMENT # 9

**2003-2004 Community School Recreation Coordinator Program
Anonymous Donor Program Schools**

Community	Approval Status	Commitments	Payments	App. Expenditures
1 Pinehouse	Full time	\$35,000.00	\$35,000.00	\$34,931.07
2 Ile a la Crosse	Full time	\$35,000.00	\$35,000.00	\$35,000.00
Total Eligibility		\$70,000.00		
Payments			\$70,000.00	
Total Expenditures				\$69,931.07

ATTACHMENT # 10

- **Program Statistical Information**
- **Financial and Employment Information Alphabetically by Community**

AIR RONGE – GORDON DENNY COMMUNITY SCHOOL

Population: 955
 School Enrolment: 174
 School Grades: K - 6

Gordon Denny Community School is a school designed for elementary students. The school boasts a gym and modern computer room and spacious library. The classrooms are large and the playground has turf and play equipment. The school strives to reflect the multicultural components of the community.

Air Ronge is located between and in close proximity to the Town of La Ronge and the Far and Kitsaki Indian Reserves, which are part of the Lac la Ronge Indian Band. It is situated on the west shore of Lac La Ronge, at the mouth of the Montreal River.

Program Statistics												
Sector	Total Programs	Total Participants (average weekly)	M	F	Elders (50+)	Adults (19-50)	Youth (13-18)	Kids (5-12)	Pre-sch. (0-4)	Parent	Vol	Professional Development
Sport	21	240	109	131		43		197				<ul style="list-style-type: none"> • NRCC Conference • In Motion Activator Training • Capacity Building • SPEA Conference • Conflict Resolution • Play Leadership
Culture	4	61	25	36	12	4	4	38	3			
Recreation	17	422	220	202	1	53	29	299	40			
Special Events:	Total Programs	Total Participants	M	F	Elders (50+)	Adults (19-50)	Youth (13-18)	Kids (5-12)	Pre-sch. (0-4)	Parent	Vol	
Easter Program	1	23	13	10			4	16				
Movie Night	1	94	45	49		19		75				
Year End BBQ	1	360	160	200	30	60	100	150	20			
Family Hike	1	13	7	6		5		6	2			
Crafts	1	9	5	4		5		4				
T.Bear Picnic	1	42		42			16	20	6			
Total	48	1264	584	680	43	189	153	805	74	35	48	
Percentage			46%	54%	3%	15%	12%	64%	6%			

Air Ronge - Gordon Denny Community School				
Financial and Employment Statistics				
	Expenditures	Revenue	Employment PY	
Personnel			Approved	Actual
Salary	\$24,818.75			
Benefits	\$3,085.74			
Total	\$27,904.49		1	0.95
Programming	\$6,234.16			
Training & Prof.Dev.	\$453.53			
Total Expenses	\$34,592.18			
Revenue				
NRCC		\$35,000.00		
Other				
Total Revenue		\$35,000.00		
Site Balance		\$407.82		

BEAUVAL – VALLEY VIEW SCHOOL

Population: 843
 School Enrolment: 363
 School Grades: K – 12

Valley View School is a modern facility with approx. 370 Students. Like all schools in the NLS #113, the school has computers and internet access. Teachers and students are involved with innovative projects both in and outside of the classroom.

Beauval - "Beautiful Valley" - is a community located on hills overlooking the lovely Beaver River Valley approximately one and one half hours driving time north of Meadow Lake. The community members are proud descendants of Métis and Cree trappers and fishers. The area's main industries are eco-tourism, mining, and commercial fishing. This community offers well-organized recreation leagues and activities. Hockey and curling are popular sports, played on the artificial ice of the arena and curling rink.

Program Statistics												
Sector	Total Programs	Total Participants (average weekly)	M	F	Elders (50+)	Adults (19-50)	Youth (13-18)	Kids (5-12)	Pre-sch. (0-4)	Parent	Vol	Professional Development
Sport	16	358	236	122		86	281	112	4		1	<ul style="list-style-type: none"> NRCC Conference Building Capacity
Culture	1	10	4	6		3	7				1	
Recreation	8	89	38	51		14	23	14	13		1	
Special Events:	Total Programs	Total Participants	M	F	Elders (50+)	Adults (19-50)	Youth (13-18)	Kids (5-12)	Pre-sch. (0-4)	Parent	Vol	
Movie	1	60	20	40	2	8	20	20	10			
Total	26	517	298	219	2	111	231	146	27		3	
Percentage			58%	42%	0.5%	21.5%	45%	28%	5%			

Beauval - Valley View School				
Financial and Employment Statistics				
	Expenditures	Revenue	Employment PY	
Personnel			Approved	Actual
Salary	\$25,477.53			
Benefits	\$3,116.65			
Total	\$28,594.18		1	0.92
Programming	\$160.98			
Training & Prof.Dev.	\$935.84			
Total Expenses	\$29,691.00			
Revenue				
NRCC		\$35,000.00		
Other				
Total Revenue		\$35,000.00		
Site Balance		\$5,309.00		

BRABANT LAKE – OSPWAKUN SEPE SCHOOL

Population: 102
 Enrolment: 12
 Grades: K- 9

Ospwakun Sepe School has four classrooms, a small Industrial Arts shop, and a gymnasium.

The Northern Settlement of Brabant Lake a community of 150 people is located on a gravel highway two driving hours north of La Ronge. Trapping, tourism, and mining are the main industries of the area. This village is located in the breathtaking beauty of the Precambrian Shield. ". Brabant's tourist operators run a cafe, store and gas service.

Program Statistics												
Sector	Total Programs	Total Participants (average weekly)	M	F	Elders (50+)	Adults (19-50)	Youth (13 -18)	Kids (5-12)	Pre-Sch. (0-4)	Parent	Vol	Professional Development
Sport												<ul style="list-style-type: none"> • Sport Taping Workshop • Capacity Building Workshop
Culture												
Recreation	2	20	12	8			4	16				
Special Events:	Total Programs	Total Participants	M	F	Elders (50+)	Adults (19-50)	Youth (13 -18)	Kids (5-12)	Pre-Sch. (0-4)	Parent	Vol	
Total	2	20	12	8			4	16				
Percentage			65%	35%			20%	80%				

Brabant Lake - Ospwakun Sepe School					
Financial and Employment Statistics					
		Expenditures	Revenue	Employment PY	
Personnel				Approved	Actual
	Salary	\$5,812.18			
	Benefits	\$686.27			
	Total	\$6,498.45		0.5	0.13
Programming		\$956.27			
Training & Prof.Dev.		\$266.27			
Total Expenses		\$7,720.99			
Revenue					
	NRCC		\$8,750.00		
	Other				
Total Revenues			\$8,750.00		
Site Balance			\$1,029.01		

BUFFALO NARROWS - TWIN LAKES SCHOOL

Community Population: 1137
 Enrolment: 322
 Grades: K-12

Twin Lakes School has a large gymnasium, a science lab, home economics room, industrial arts shop, community library, computer lab (with internet access) and a number of classrooms.

Buffalo Narrows, a community of over 1000 people, is located between two beautiful lakes and is one of the oldest portage sites in Saskatchewan. From an ancient hunting site that provided a bottleneck into which aboriginal people could drive wood buffalo to a proud community, Buffalo Narrows has been a centre of human activity for centuries. The first homestead was established in 1895 making it a young community that is 3 hours travel time from Meadow Lake. The town has an arena, curling rink, hall complex in close proximity to the School. This is a town with a proud history and the traditional industries of trapping and fishing still remain. Nowadays, eco-tourism and mining are the main occupations for many of the townspeople.

Program Statistics												
Sector	Total Programs	Total Participants (average weekly)	M	F	Elders (50+)	Adults (19-50)	Youth (13-18)	Kids (5-12)	Pre-sch. (0-4)	Parent	Vol	Professional Development
Sport	17	883	243	240		43	340	403	97			<ul style="list-style-type: none"> SHA Speak out Clinic SHA Referee Clinic Conflict and Resolution Training School board workshop
Culture	4	422	240	182	21	82	175	100	44			
Recreation	6	429	271	158	3	107	161	90	68			
Special Events:	Total Programs	Total Participants:	M	F	Elders (50+)	Adults (19-50)	Youth (13-18)	Kids (5-12)	Pre-sch. (0-4)	Parent	Vol	
Canada Day	1	764	295	469	72	391	162	63	76			
Dance	1	47	24	23	2	10	13	12	10			
Total	29	4311	2233	2078	98	869	2528	618	198			
Percentages			52%	48%	2%	20%	59%	14%	5%			

Buffalo Narrows - Twin Lakes School				
Financial and Employment Statistics				
	Expenditures	Revenue	Employment PY	
Personnel			Approved	Actual
Salary	\$17,441.04			
Benefits	\$2,490.41			
Total	\$19,931.45		1	0.83
Programming	\$13,160.99			
Training & Prof.Dev.	\$1,788.95			
Total Expenses	\$34,881.39			
Revenue				
NRCC		\$35,000.00		
Other				
Total Revenue		\$35,000.00		
Site Balance		\$118.61		

CANOE NARROWS - CANOE LAKE FIRST NATION - CANOE LAKE MIKSIW SCHOOL

Population: 748
Enrolment: 360
Grades: NK - 12

The Canoe lake Miksiw School is a modern school constructed 1991 and opened in 1992. It has 14 classrooms, gymnasium, library and resources room and computer lab. The band also has an arena, ball diamonds, track and soccer fields.

The Canoe Lake First Nation is located at Canoe Narrows on the south shore of Canoe Lake approximately 5kms. From Jans Bay and an hour and half drive from Meadow Lake.

Program Statistics												
Sector	Total Programs	Total Participants (average weekly)	M	F	Elders (50+)	Adults (19-50)	Youth (13-18)	Kids (5-12)	Pre-sch. (0-4)	Parent	Vol	Professional Development
Sport	13	1438	949	489	62	310	498	490	78			<ul style="list-style-type: none"> Capacity Building In Motion Training
Culture	11	548	287	261	15	54	212	259	8			
Recreation	18	701	350	351	6	64	261	361	9			
Special Events:	Total Programs	Total Participants	M	F	Elders (50+)	Adults (19-50)	Youth (13-18)	Kids (5-12)	Pre-sch. (0-4)	Parent	Vol	
Total	42	2687	1586	1101	83	428	971	1110	95			
Percentages			59%	41%	3%	16%	36%	41%	4%			

Canoe Narrows - Canoe Lake First Nation School				
Financial and Employment Statistics				
	Expenditures	Revenue	Employment PY	
Personnel			Approved	Actual
Salary	\$19,191.75			
Benefits	\$2,616.00			
Total	\$21,807.75		1	0.83
Programming	\$10,227.73			
Training & Prof.Dev.	\$3,021.10			
Total Expenses	\$35,056.58			
Revenue				
NRCC		\$35,000.00		
Other		56.58		
Total Revenues		\$35,056.58		
Site Balance		\$0.00		

COLE BAY – LAKEVIEW SCHOOL

Population: 161
 Enrolment: 46
 Grades: PK – 8

Lakeview School has a small gym, and four classrooms. The school is situated on the very shoreline of the lake. Cross-country skiing and floor hockey are popular pastimes for students and community members alike. This is truly a lovely little school, only 15 kms from her twin school of Jans Bay, which is on the same lake, but situated in an equally picturesque bay.

Cole Bay is a pretty resort community, located by the shores of Canoe Lake and only 40 km on gravel highway from Beauval. Logging and tourism are two of the main employers in this charming settlement and the community Hall is used for many indoor activities and sports.

Program Statistics												
Sector	Total Programs	Total Participants (average weekly)	M	F	Elders (50+)	Adults (19-50)	Youth (13-18)	Kids (5-12)	Pre-sch. (0-4)	Parent	Vol	Professional Development
Sport	7	66	42	24		15	37	14			2	
Culture	1	8	4	4				8			1	
Recreation	8	106	49	57		6	39	61			1	
Special Events:	Total Programs	Total Participants	M	F	Elders (50+)	Adults (19-50)	Youth (13-18)	Kids (5-12)	Pre-sch. (0-4)	Parent	Vol	
Winter Festival (Ile a la Crosse)	1	6	4	2			6					
Down Hill Skiing	1	8	5	3		1	7					
2004 Summer Games	1	3	3				3					
Total	19	197	107	90		22	92	83			4	
Percentages			54%	46%		11%	47%	42%				

Cole Bay - Lakeview School				
Financial and Employment Statistics				
	Expenditures	Revenue	Employment PY	
Personnel			Approved	Actual
Salary	\$19,252.26			
Benefits	\$2,314.49			
Total	\$21,566.75		1	0.84
Programming	\$7,469.31			
Training & Prof.Dev.	\$3,810.48			
Total Expenses	\$32,846.54			
Revenue				
NRCC		\$35,000.00		
Other				
Total Revenues		\$35,000.00		
Site Balance		\$2,153.46		

CREIGHTON - CREIGHTON COMMUNITY SCHOOL

Population: 1556
 Enrolment: 339
 Grades: PK – 9

Creighton Community School provides services to students, parents and the communities of Denare Beach, and Creighton. The School is presently expanding to offer full range PK - 12 services.

Creighton is a mining town located north of the 53rd parallel, on the border between Manitoba and Saskatchewan, one km. from Flin Flon. The town's origins date to the time of early prospectors and mining development when people began to settle the area along a road that was constructed from Flin Flon Manitoba to nearby Amisk Lake. Like a few other communities in Northern Saskatchewan Creighton primarily owes its existence to the rich mineral deposits of Copper and zinc as well as other precious metals that were found in the area and extracted since the 1930's.

Program Statistics												
Sector	Total Programs	Total Participants (average weekly)	M	F	Elders (50+)	Adults (19-50)	Youth (13-18)	Kids (5-12)	Pre-sch (0-4)	Parent	Vol	Professional Development
Sport	6	106	60	46				97	9		5	<ul style="list-style-type: none"> Capacity Building Play Leadership Workshop School Staff In-services
Culture	6	75	22	53				75			3	
Recreation	13	335	176	159	7	55	12	215	46		6	
Special Events:	Total Programs	Total Participants	M	F	Elders (50+)	Adults (19-50)	Youth (13-18)	Kids (5-12)	Pre-sch (0-4)	Parent	Vol	
Play Day	1	300	150	150	20	80	20	150	30		6	
Family Dance	1	170	100	70		40	10	100	20		5	
Total	27	986	508	428	27	175	42	637	105		25	
Percentages			52%	48%	3%	18%	4%	65%	10%			

Creighton - Creighton Community School				
Financial and Employment Statistics				
	Expenditures	Revenue	Employment PY	
Personnel			Approved	Actual
Salary	\$20,097.00			
Benefits	\$4,136.00			
Total	\$24,233.00		1	0.092
Programming	\$72,119.00			
Training & Prof.Dev.	\$94.00			
Total Expenses	\$96,446.00			
Revenue				
NRCC		\$35,000.00		
Other		\$61,446.00		
Total Revenues		\$96,446.00		
Site Balance		\$0.00		

CUMBERLAND HOUSE – CHARLEBOIS COMMUNITY SCHOOL

Population: 540
Enrolment: 235
Grades: K- 12

Charlebois School has a large gym, home economics lab, industrial arts shop, library, computer room, science lab, and many large classrooms. Innovative programs such as the Cree Immersion, Computer Technology and Cross-Country Skiing projects are samples of school activities.

Cumberland House has a diverse history, most of which revolves around its location on the Saskatchewan River. The river has played a vital role in nearly every aspect of local history, from its settlement to its recent advancements. Samuel Hearne, in the interest of the Hudson's Bay Company, established the community in 1774. Cumberland House population is predominantly Swampy Cree, N Dialect speaking Metis and Status people. Today, the community represents two jurisdictions and is served by the Northern Village and the Cumberland Cree Nation, which has its own school. There are modern healthcare facilities, stores, an arena, cafes, motels, churches and government agencies.

Program Statistics												
Sector	Total Programs	Total Participants (average weekly)	M	F	Elders (50+)	Adults (19-50)	Youth (13-18)	Kids (5-12)	Pre-sch. (0-4)	Parent	Vol	Professional Development
Sport	14	798	547	251		25	337	436			2	<ul style="list-style-type: none"> Capacity Building Workshop First Aid
Culture	5	541	293	248	27	80	149	285			1	
Recreation	12	451	254	197		55	203	187	6		6	
Special Events:	Total Programs	Total Participants	M	F	Elders (50+)	Adults (19-50)	Youth (13-18)	Kids (5-12)	Pre-sch. (0-4)	Parent	Vol	
Pot Luck Thanksgiving	1	300	135	165	26	84	94	80	16			
Pot Luck Christmas	1	300	139	161	37	75	93	81	14			
Total	33	2390	1368	1022	90	319	876	1069	36		9	
Percentage			57%	43%	4%	13%	37%	45%	1%			

Cumberland House - Charlebois School				
Financial and Employment Statistics				
	Expenditures	Revenue	Employment PY	
Personnel			Approved	Actual
Salary	\$20,754.61			
Benefits	\$2378.28			
Total	\$23,132.89		1	0.92
Programming	\$9704.32			
Training & Prof.Dev.	\$150.00			
Total Expenses	\$32,987.21			
Revenue				
NRCC		\$35,000.00		
Other				
Total Revenues		\$35,000.00		
Site Balance		\$2,012.79		

FOND DU LAC – FOND DU LAC FIRST NATION - FATHER GAMACHE MEMORIAL SCHOOL

Population: 859
Enrolment: 355
Grades: N – 12

Fond du Lac on the north shore of lake Athabasca and the Fond du Lac river is home to the Fond du Lac Denesuline First Nation. Father Gamache School has a variety of programs and services focussed on ensuring tradition and culture is integrated in classroom activity. It has large gym, and weight room.

Founded as a community more than 150 years ago when the pursuit of furs was still the primary focus of most northern enterprise Fond du Lac's population still thrives in part by following the traditional ways of life of their ancestors. The practice of "living off the land", is still of paramount importance to Fond du Lac's nearly 700 inhabitants who are for the most part descendants of the signatories of treaty number eight back in the 19th century. The community has a hall, youth centre and arena.

Program Statistics												
Sector	Total Programs	Total Participants (average weekly)	M	F	Elders (50+)	Adults (19-50)	Youth (13-18)	Kids (5-12)	Pre-sch. (0-4)	Parent	Vol	Professional Development
Sport	5	105	56	49			52	53				<ul style="list-style-type: none"> CSRC enrolled in three year leisure services program, Buffalo Narrows
Culture	1	120	66	54	9	31	45	20	15			
Recreation												
Special Events:	Total Programs	Total Participants	M	F	Elders (50+)	Adults (19-50)	Youth (13-18)	Kids (5-12)	Pre-sch. (0-4)	Parent	Vol	
Winter Festival	1	150	75	75	10	30	60	40	10			
Canada Day	1	130	54	76	8	2	54	42	4			
Total	7	505	251	254	27	83	211	155	29			
Percentages			49%	51%	5%	16%	42%	31%	6%			

Fond du Lac- Fond du Lac First Nation - Fr. Gamache School				
Financial and Employment Statistics				
	Expenditures	Revenue	Employment PY	
Personnel			Approved	Actual
Salary	\$9,881.90			
Benefits	\$274.00			
Total	\$10,155.90		1	0.58
Programming	\$6,140.28			
Training & Prof.Dev.	\$3,203.82			
Total Expenses	\$19,500.00			
Revenue				
NRCC		\$19,500.00		
Other				
Total Revenues		\$19,500.00		
Site Balance		\$0.00		

GREEN LAKE – ST. PASCAL SCHOOL

Population: 498
Enrolment: 91
Grades: K - 9

St. Pascal School offers a well-rounded educational program in a modern facility. The school has a large gym, an industrial arts shop, home economics lab, library, computer and science labs and many large classrooms.

Green Lake is a 30-minute drive on paved highway from Meadow Lake and is located at the junction of Highway #55 and Highway #155 which is the main gateway to Northwest Saskatchewan. Green Lake is the third oldest community in Saskatchewan, first established in 1782, and was the location of one of the earliest Hudson Bay Company Trading Posts. The area is recognized for its prime recreation, fishing and hunting opportunities while community recreation is provided in the arena and curling rink.

Program Statistics												
Sector	Total Programs	Total Participants (average weekly)	M	F	Elders (50+)	Adults (19-50)	Youth (13-18)	Kids (5-12)	Pre-sch (0-4)	Parent	Vol	Professional Development
Sport	9	134	91	43		56	56	22				<ul style="list-style-type: none"> In Motion Training Play Leadership Capacity Building Building Bridges Through Sports (Sask. Sport)
Culture	2	45	15	30			26	19				
Recreation	9	199	94	105		1	58	140				
Special Events:	Total Programs	Total Participants	M	F	Elders (50+)	Adults (19-50)	Youth (13-18)	Kids (5-12)	Pre-sch (0-4)	Parent	Vol	
Community Xmas Dinner	1	197	94	103	23	46	72	36	20			
Community Farm Day	1	129	62	67	15	24	54	29	7			
Métis Winter Festival	1	89	40	49	9	20	38	20	2			
Total	23	793	396	397	47	147	304	266	29			
Percentages			50%	50%	6%	19%	38%	34%	3%			

Green Lake - St. Pascal School				
Financial and Employment Statistics				
	Expenditures	Revenue	Employment PY	
Personnel			Approved	Actual
Salary	\$24,223.84			
Benefits	\$5,118.58			
Total	\$29,342.42		1	1
Programming	\$3,753.33			
Training & Prof.Dev.	\$1,051.02			
Total Expenses	\$34,146.77			
Revenue				
NRCC		\$35,000.00		
Other				
Total Revenues		\$35,000.00		
Site Balance		\$853.23		

HALL LAKE – LAC LA RONGE INDIAN BAND – SALLY ROSS SCHOOL

Population: 442
 Enrolment: 150
 Grades: N-10

The community of Hall Lake is one reserve of the Lac la Ronge Indian Band. It is approximately 1 hour driving time south west of La Ronge. The community recently renovated its community youth centre to complement recreation services at the school.

Program Statistics												
Sector	Total Programs	Total Participants (average weekly)	M	F	Elders (50+)	Adults (19-50)	Youth (13-18)	Kids (5-12)	Pre-sch. (0-4)	Parent	Vol	Professional Development
Sport	3	50	37	13			35	15			2	<ul style="list-style-type: none"> • First Aid CPR • In Motion Champion Training • Volleyball Coaching Certificate • Intro to Coaching • Capacity Building • Conflict Resolution • In school PD Training
Culture	4	238	121	117	23	15	115	85			4	
Recreation												
Special Events:	Total Programs	Total Participants	M	F	Elders (50+)	Adults (19-50)	Youth (13-18)	Kids (5-12)	Pre-sch. (0-4)	Parent	Vol	
Little Hills Gathering	1	250	100	50	19	4	91	78	28		1	
Summer Games	1	145	75	70		18	67	60			1	
Total	9	683	333	350	42	67	308	238	28		8	
Percentages			49%	51%	6%	10%	45%	35%	4%			

Hall Lake - LLRIB - Sally Ross School				
Financial and Employment Statistics				
	Expenditures	Revenue	Employment PY	
Personnel			Approved	Actual
Salary	\$20,712.23			
Benefits	\$2,824.39			
Total	\$23,536.62		1	0.86
Programming	\$11,966.00			
Training & Prof.Dev.	\$1,269.58			
Total Expenses	\$36,772.20			
Revenue				
NRCC		\$35,000.00		
Other		\$1,772.20		
Total Revenues		\$36,772.20		
Site Balance		\$0.00		

JAN'S BAY - JANS BAY SCHOOL

Population: 198
 Enrolment: 49
 Grades: K – 8

Jans Bay School is a modern K-8 facility with four classrooms and a library.
 The Settlement is 20 minutes drive on gravel highway from Beauval. Situated in proximity to the Canoe Lake First Nation, the community uses the hall for indoor activities. The main industries are tourism and logging.

Program Statistics												
Sector	Total Programs	Total Participants (average weekly)	M	F	Elders (50+)	Adults (19-50)	Youth (13-18)	Kids (5-12)	Pre-sch. (0-4)	Parent	Vol	Professional Development
Sport	8	122	71	51		1	54	67		3	1	<ul style="list-style-type: none"> In Motion Training Capacity Building
Culture	5	222	92	130	16	39	51	79	37	2	3	
Recreation	18	563	310	253	22	119	151	227	44	2	3	
Special Events:	Total Programs	Total Participants	M	F	Elders (50+)	Adults (19-50)	Youth (13-18)	Kids (5-12)	Pre-sch. (0-4)	Parent	Vol	
Canada Day	1	250	125	125	15	90	65	50	30			
Halloween Dance	1	150	50	100	0	60	30	6	2			
Cultural Festival		150	0	80	10	70	25	30	15			
Spring Festival	1	60	30	30	1	5	15	20	19			
Total	33	1517	748	769	114	384	368	479	147	8	7	
Percentages			49%	51%	8%	25%	24%	32%	11%			

Jans Bay - Jans Bay School				
Financial and Employment Statistics				
	Expenditures	Revenue	Employment PY	
Personnel			Approved	Actual
Salary	\$19,169.08			
Benefits	\$2,507.94			
Total	\$21,677.02		1	0.88
Programming	\$6,214.92			
Training & Prof.Dev.	\$866.73			
Total Expenses	\$28,758.67			
Revenue				
NRCC		\$35,000.00		
Other				
Total Revenues		\$35,000.00		
Site Balance		\$6,241.33		

ILE A LA CROSSE – ROSSIGNOL SCHOOL

Population: 1268
 Enrolment: 522
 Grades: K-12

Rossignol School has approx. 320 enrolled in elementary grades. The high school and elementary comprise the Ile a la Crosse School Division #112, Rossignol Community Schools. An original Community School Recreation site, this innovative school provides extensive Michif language and other alternative education programs.

The Community of Ile a la Crosse is one of the earliest settlements in the province dating back to 1776. The town is situated on a peninsula that extends 18 kilometres out into Lake Île-à-la Crosse. This lake is part of the Churchill River system that voyagers once used to cross Northern Saskatchewan on their way further west or north into the Northwest Territories by way of the Clearwater and Athabasca Rivers.

Program Statistics													
Sector	Total Programs	Total Participants (average weekly)	M	F	Elders (50+)	Adults (19-50)	Youth (13-18)	Kids (5-12)	Pre-sch. (0-4)	Parent	Vol	Professional Development	
Sport	20	483	367	116		116	212	150	5		5	• Conflict Resolution	
Culture	4	64	20	44	11	31	13	5	4		1		
Recreation	1	608	345	263	16	169	265	116	42		8		
Special Events:	Total Programs	Total Participants	M	F	Elders (50+)	Adults (19-50)	Youth (13-18)	Kids (5-12)	Pre-sch. (0-4)	Parent	Vol		
Total	25	1155	732	423	27	316	490	271	51		14		
Percentages			63%	37%	2%	27%	42%	23%	6%				

Ile a la Crosse - Rossignol School				
Financial and Employment Statistics				
	Expenditures	Revenue	Employment PY	
Personnel			Approved	Actual
Salary	\$25,227.11			
Benefits	\$4,697.91			
Total	\$29,925.02		1	0.96
Programming	\$3,431.30			
Training & Prof.Dev.	\$1,729.34			
Total Expenses	\$35,085.66			
Revenue				
NRCC		\$35,000.00		
Other		\$85.66		
Total Revenues		\$35,085.66		
Site Balance		\$0.00		

LA RONGE – PRE CAM ELEMENTARY

Population: 2727
 Enrolment: 405
 Grades: K – 6

Pre-Cam Community School is an elementary school located in La Ronge. Pre-Cam has students from Kindergarten to Grade 6, and has a student population of 400. Pre-Cam Community School also offers a French Immersion Program from Kindergarten to Grade 6. Pre-Cam Community School, has a library, music room and gymnasium.

The La Ronge community is located in northern Saskatchewan which provides great tourism opportunities, famous far and wide for the beautiful lakes and great outdoor experience. A site rich with Aboriginal history and culture, the 2600 townspeople share the area with over 3000 members of the Lac la Ronge Indian Band. The region, sometimes known as Woodlands and Waterways, has been significant as a commercial center since the fur trade era. The modern community is a major center for business, light industry, health and education, and the service center for much of northern Saskatchewan

Program Statistics												
Sector	Total Programs	Total Participants (average weekly)	M	F	Elders (50+)	Adults (19-50)	Youth (13-18)	Kids (5-12)	Pre-sch. (0-4)	Parent	Vol	Professional Development
Sport	7	257	137	120		45		212				<ul style="list-style-type: none"> • SPEA Conference • Capacity Building • In Motion Training • Conflict Resolution • Level I Basketball Clinic
Culture	6	148	72	76	2	4		141	1			
Recreation	8	419	203	216		8		410	1			
Special Events:	Total Programs	Total Participants	M	F	Elders (50+)	Adults (19-50)	Youth (13-18)	Kids (5-12)	Pre-sch. (0-4)	Parent	Vol	
Fire Safety Day	1	27	16	9		7		20				
Baseball Clinic	1	100	72	28				100				
Total	23	951	500	451	2	64		883	2			
Percentages			53%	47%	1%	7%	0%	91%	1%			

La Ronge - PreCam School				
Financial and Employment Statistics				
	Expenditures	Revenue	Employment PY	
Personnel			Approved	Actual
Salary	\$25,432.91			
Benefits	\$3,114.43			
Total	\$28,547.34		1	0.88
Programming	\$1,393.32			
Training & Prof.Dev.	\$1,547.04			
Total Expenses	\$31,487.70			
Revenue				
NRCC		\$35,000.00		
Other				
Total Revenues		\$35,000.00		
Site Balance		\$3,512.30		

LA LOCHE- LA LOCHE COMMUNITY SCHOOL (DENE)

Population: 2136

Enrolment: 472

Grades: 7-12

La Loche Community School, Dene Building offers a quality education for over 350 students in La Loche. The school has a big gymnasium, science lab, home economics lab, industrial arts shops, library, computer lab, and many large, well-equipped classrooms. Extra-curricular activities are recognized as an important part of the school program.

La Loche is a thriving Dene community. There is a hospital, day-care facilities, banking and paved highways. The local hockey arena (with artificial ice) is in continuous use throughout the winter months. La Loche is 6 driving hours north of Prince Albert.

Program Statistics												
Sector	Total Programs	Total Participants (Average weekly)	M	F	Elders (50+)	Adults (19-50)	Youth (13-18)	Kids (5-12)	Pre-sch (0-4)	Parent	Vol	Professional Development
Sport	8	322	259	63		19	303					<ul style="list-style-type: none"> In Motion Training Sport Taping Workshop
Culture	4	39	78	61	10	5	124					
Recreation	4	77	54	23		4	73					
Special Events:	Total Programs	Total Participants	M	F	Elders (50+)	Adults (19-50)	Youth (13-18)	Kids (5-12)	Pre-sch (0-4)	Parent	Vol	
Volleyball Camp	1	200	100	100			200					
Christmas Dance	1	200	100	100		12	188					
School Clean-up		250	125	125			250					
Soccer Camp	1	150	100	50			150					
Basketball Camp	1	150	75	75			150					
Total	18	1488	891	597	10	40	1438					
Percentage			60%	40%	1%	2%	97%					

La Loche – La Loche Community Schools				
Financial and Employment Statistics				
	Expenditures	Revenue	Employment PY	
Personnel			Approved	Actual
Salary	\$38,013.26			
Benefits	\$4,702.71			
Total	\$42,715.97		2	1.68
Programming	\$16,020.33			
Training & Prof.Dev.	\$2,637.45			
Total Expenses	\$61,373.75			
Revenue				
NRCC		\$70,000.00		
Other				
Total Revenues		\$70,000.00		
Site Balance		\$8,626.25		

LA LOCHE - LA LOCHE COMMUNITY SCHOOL (DUCCHARME)

Population: 2136
 Enrolment: 513
 Grades: K-6

The Dene building of the La loche Community Schools has 500 students in grades K-6. The school is involved in numerous special programs and activities. There is a computer lab, library and well-supplied classrooms.

Program Statistics												
Sector	Total Programs	Total Participants (average weekly)	M	F	Elders (50+)	Adults (19-50)	Youth (13-18)	Kids (5-12)	Pre-Sch. (0-4)	Parent	Vol	Professional Development
Sport	1	40	15	25		5		35				<ul style="list-style-type: none"> • Sport Taping Workshop
Culture	2	83	41	42			20	63				
Recreation	5	661	331	330		10	70	581				
Special Events:	Total Programs	Total Participants:	M	F	Elders (50+)	Adults (19-50)	Youth (13-18)	Kids (5-12)	Pre-Sch. (0-4)	Parent	Vol	
Soccer Camp	1	150	75	75			100	50				
Basketball Camp	1	150	75	75			100	50				
Winter Carnival	1	120	70	50	5	10	50	45	10			
Total	11	1204	607	597	5	25	340	824	10			
Percentage			50%	49%	.5%	2%	28.5%	68%	1%			

PINEHOUSE - MINAHIK WASKAHIGAN SCHOOL

Population: 1038
 Enrolment: 460
 Grades: K – 12

Minahik Waskahigan School has an educational program with well-rounded opportunities. The Industrial Arts program teaches ski-do and maintenance skiff building. The school also has a large gymnasium, science lab, home economics room, community library and many large classrooms.

The Village of Pinehouse, is about 2.5 hours driving time from La Ronge and 1 hour from Beauval on gravel road that lead to the Key Lake uranium mine. The town has a restaurant and gas station, church and government agencies and is building an arena.

Program Statistics												
Sector	Total Programs	Total Participants (average weekly)	M	F	Elders (50+)	Adults (19-50)	Youth (13-18)	Kids (5-12)	Pre-sch. (0-4)	Parent	Vol	Professional Development
Sport	11	630	434	196		186	161	283		3	5	<ul style="list-style-type: none"> • Capacity Building II • NRCC Conference • FAST Training • In Motion Training
Culture	11	394	67	281	47	267	60	66		5	2	
Recreation	12	275	90	185	16	104	57	50	48	2	3	
Special Events:	Total Programs	Total participants	M	F	Elders (50+)	Adults (19-50)	Youth (13-18)	Kids (5-12)	Pre-Sch. (0-4)	Parent	Vol	
Walkathon	1	200	100	100		25	175					
Square Dance Comp	1	1000	500	500	125	450	200	225				
FAST Grad.	1	74	30	44	4	20	12	28	10			
Winter Festival	1	421	200	221	20	75	00	226				
Family Day	1	206	103	103		10	135		61			
Team Dance	1	100	50	50		5	70	25				
Canada Day Activities	1	400	200	200	0	125	50	25	50			
Total	41	3700	774	1926	262	1267	970	1028	169	10	10	
Percentage			48%	52%	7%	34%	26%	28%	5%			

Pinehouse – Minahik Waskahigan				
Financial and Employment Statistics				
	Expenditures	Revenue	Employment PY	
Personnel			Approved	Actual
Salary	\$18,586.79			
Benefits	\$2,508.12			
Total	\$21,094.91		1	0.86
Programming	\$11,717.27			
Training & Prof.Dev.	\$2,118.89			
Total Expenses	\$34,931.07			
Revenue				
NRCC		\$35,000.00		
Other				
Total Revenues		\$35,000.00		
Site Balance		\$68.93		

STONY RAPIDS - STONY RAPIDS COMMUNITY SCHOOL

Population: 189
 Enrolment: 58
 Grades: K – 9

Stony Rapids School has 5 large classrooms, a library, a very large gym and a well-maintained industrial arts shop. This is a true "community school", for use by both students and community members alike. Stony Rapids is a charming community of over 250 people. A road has recently been opened linking the community with the rest of the north, but it takes over 8 hrs to drive to La Ronge. Stony Rapids has a busy airport with daily scheduled flights. In the summer months before freeze-up, many hunters and fishermen come to the area for the wonderful world-famous sports-fishing and game hunting. Recently the Hospital has been developed to service the Athabasca Basin while mining provides employment for many residents.

Program Statistics												
Sector	Total Programs	Total Participants (average weekly)	M	F	Elders (50+)	Adults (19-50)	Youth (13-18)	Kids (5-12)	Pre-sch. (0-4)	Parent	Vol	Professional Development
Sport	5	88	43	45		27	61					• Capacity Building
Culture	3	13	7	6			13					
Recreation	3	67	41	26		10	10	47				
Special Events:	Total Programs	Total Participants	M	F	Elders (50+)	Adults (19-50)	Youth (13-18)	Kids (5-12)	Pre-sch. (0-4)	Parent	Vol	
Culture Camp	1	267	134	133	16	200	49	2				
Parade	1	101	54	47	10	49	38	4				
Total	13	536	279	257	26	286	171	53				
Percentage												

Stony Rapids - Stony Rapids School				
Financial and Employment Statistics				
	Expenditures	Revenue	Employment PY	
Personnel			Approved	Actual
Salary	\$19,449.59			
Benefits	\$2,328.67			
Total	\$21,778.26		1	0.92
Programming	\$10,797.91			
Training & Prof.Dev.	\$2,353.10			
Total Expenses	\$34,929.27			
Revenue				
NRCC		\$35,000.00		
Other				
Total Revenues		\$35,000.00		
Site Balance		\$70.73		

TIMBER BAY - TIMBER BAY SCHOOL

Population: 108
 Enrolment: 26
 Grades: K - 9

Timber Bay School is located in a tranquil little community. It has great facilities, with a gym, 5 classrooms, a large home economics room and a library. The Community Hall is in close proximity.

Timber Bay is located on the east side of Montreal Lake and was once on the main highway leading north from Prince Albert. Now, the main highway is on the western side of the lake. Consequently, the village is accessible by a gravel road but is only 20 minutes drive away from the community of Montreal Lake and the Montreal Lake First Nation. A one and one half hour drive away is Prince Albert, the closest shopping centre.

Program Statistics												
Sector	Total Programs	Total Participants (average weekly)	M	F	Elders (50+)	Adults (19-50)	Youth (13-18)	Kids (5-12)	Pre-sch. (0-4)	Parent	Vol	Professional Development
Sport	3	46	20	26			16	30				• Capacity Building
Culture	2	2	12				12					
Recreation	1	8	2	6				8				
Special Events:	Total Programs	Total Participants	M	F	Elders (50+)	Adults (19-50)	Youth (13-18)	Kids (5-12)	Pre-sch. (0-4)	Parent	Vol	
Cross Country Clinic	1	16	6	10			8	8				
Total	7	82	40	42			36	46				
Percentage			48%	52%			44%	56%				

Timber Bay - Timber Bay School				
Financial and Employment Statistics				
	Expenditures	Revenue	Employment PY	
Personnel			Approved	Actual
Salary	\$26,275.91			
Benefits	\$3,860.91			
Total	\$30,136.82			
Programming	\$65.00		1	0.91
Training & Prof.Dev.	\$524.69			
Total Expenses	\$34,062.73			
Revenue				
NRCC		\$35,000.00		
Other				
Total Revenues		\$35,000.00		
Site Balance		\$937.27		

SANDY BAY – HECTOR THIBOUTOT SCHOOL

Population: 1092
 Enrolment: 540
 Grades: K-12

Hector Thiboutot School like most schools in the division has a large gymnasium, science lab, home economics room, industrial arts shop, community library, computer room and many large classrooms. Sandy Bay is five hours north of Prince Albert and about two hours west of Flin Flon, Manitoba. Island Falls the site of a hydro-electric power station built in the late 1920's is about twenty minutes by road from town. There is a local store in Sandy Bay, a restaurant, an air service, nursing station, and a RCMP detachment plus local goods and services. The Community is in proximity of two First Nations reserves.

Program Statistics												
Sector	Total Programs	Total Participants (average weekly)	M	F	Elders (50+)	Adults (19-50)	Youth (13-18)	Kids (5-12)	Pre-sch. (0-4)	Parent	Vol	Professional Development
Sport	14	312	211	101		120	184	3	1	10		
Culture	3	225	130	95		30	195			5		
Recreation	5	207	119	88		10	86	105		5		
Special Events:	Total Programs	Total Participants	M	F	Elders (50+)	Adults (19-50)	Youth (13-18)	Kids (5-12)	Pre-sch. (0-4)	Parent	Vol	
Volleyball Tournament	1	37	20	17		13	24					
Baseball Tournament	1	47	29	18		29	18					
Canada Day	1	500	300	200	30	200	200	50	20			
Baseball Tournament	1	44	26	18			44					
Total	26	1372	835	537	30	402	751	158	21	20		
Percentage			61%	39%	2%	29%	55%	12%	2%			

Sandy Bay - Hector Thiboutot School				
Financial and Employment Statistics				
	Expenditures	Revenue	Employment PY	
Personnel			Approved	Actual
Salary	\$22,097.50			
Benefits	\$2,668.61			
Total	\$24,766.11		1	0.92
Programming	\$5,041.36			
Training & Prof.Dev.	\$387.30			
Total Expenses	\$30,194.77			
Revenue				
NRCC		\$35,000.00		
Other				
Total Revenues		\$35,000.00		
Site Balance		\$4,805.23		

NEMEIBEN RIVER - LAC LA RONGE INDIAN BAND - CHIEF MOSES RATT SCHOOL

Population: 271
 Enrolment: 55
 Grades: K- 8

The Chief Moses Ratt School provides education and recreation services to the residents of this reserve of the Lac la Ronge Indian Band. The community also has a youth centre.

Approximately 20 minutes north of La Ronge, the community sprang from camps that had been established in the area for many generations to harvest the abundant fish that the settlement takes its name from. A road and bridge that came through the community has allowed easier access and made the area conducive to year round living and so the community has grown to the point where it has developed a modern infrastructure to service a growing population.

Program Statistics												
Sector	Total Programs	Total Participants (average weekly)	M	F	Elders (50+)	Adults (19-50)	Youth (13-18)	Kids (5-12)	Pre-sch. (0-4)	Parent	Vol	Professional Development
Sport	6	111	56	55		4	22	72	13			<ul style="list-style-type: none"> • Capacity Building • Conflict Resolution • Girl Guides Workshop • High Risk Workshop (LLRIB)
Culture	4	104	56	48		2	12	80	10			
Recreation	8	152	67	9	8	43	25	67	9			
Special Events:	Total Programs	Total Participants	M	F	Elders (50+)	Adults (19-50)	Youth (13-18)	Kids (5-12)	Pre-sch. (0-4)	Parent	Vol	
Santa's Store	1	52	27	25				52				
Canada Day	1	50	25	25	5	10	20	15				
Total	20	469	231	238	13	59	79	286	32			
Percentage			49%	51%	3%	13%	17%	61%	6%			

Sucker River- LLRIB- Chief Moses Ratt School				
Financial and Employment Statistics				
	Expenditures	Revenue	Employment PY	
Personnel			Approved	Actual
Salary	\$14,710.44			
Benefits	\$579.16			
Total	\$15,289.60		1	0.88
Programming	\$10,689.03			
Training & Prof.Dev.	\$1,639.60			
Total Expenses	\$27,618.23			
Revenue				
NRCC		\$26,527.18		
Other		\$1,091.05		
Total Revenues		\$27,618.23		
Site Balance		\$0.00		

WOLLASTON LAKE – HATCHET LAKE FIRST NATION- FATHER MEGRET SCHOOL

Population: 961
 Enrolment: 310
 Grades: N – 12

Father Megret School has a high school with over 50 students and an elementary school for 265 primarily Dene speaking students. The Hatchet Lake First Nation with a membership of over 1300 people shares the geography with the community of Wollaston Lake, which has approx. 130 people. Generally serviced by air transport the residents can use winter roads, a combination of approx. 750 kms of ice and gravel to travel to the south. The Community has an arena.

Program Statistics												
Sector	Total Programs	Total Participants (average weekly)	M	F	Elders (50+)	Adults (19-50)	Youth (13-18)	Kids (5-12)	Pre-sch. (0-4)	Parent	Vol	Professional Development
Sport	10	277	161	116		44	87	146				<ul style="list-style-type: none"> Capacity Building In-school in-services
Culture	1	9	5	4	2			7				
Recreation	4	192	100	92			77	115				
Special Events:	Total Programs	Total Participants	M	F	Elders (50+)	Adults (19-50)	Youth (13-18)	Kids (5-12)	Pre-sch. (0-4)	Parent	Vol	
Jump Rope for Heart	1	290	140	150			92	198				
Total	16	768	406	362	2	44	256	466				
Percentage			53%	47%	1%	6%	33%	60%				

Wollaston - Hatchet Lake First Nation- Fr. Megret School				
Financial and Employment Statistics				
	Expenditures	Revenue	Employment PY	
Personnel			Approved	Actual
Salary	\$22,477.82			
Benefits	\$2,007.55			
Total	\$24,485.37		1	0.95
Programming	\$11,289.64			
Training & Prof.Dev.	\$3,368.36			
Total Expenses	\$39,143.37			
Revenue				
NRCC		\$35,000.00		
Other		\$4,143.37		
Total Revenues		\$39,143.37		
Site Balance		\$0.00		